
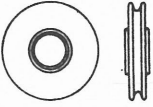
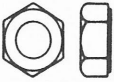


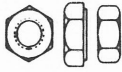
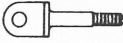


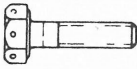
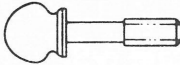
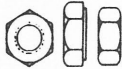
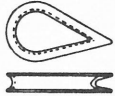
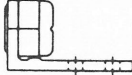

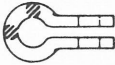
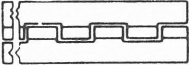
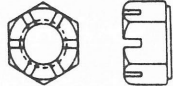
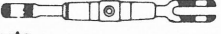


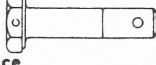
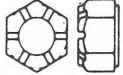

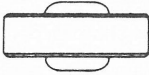






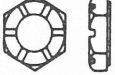




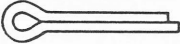

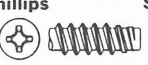





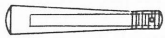




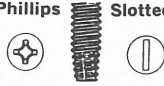






























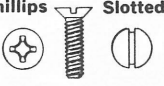





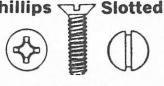

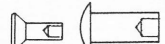
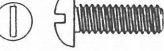
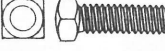
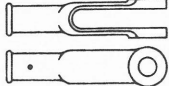


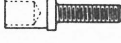






















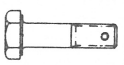


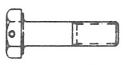


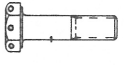
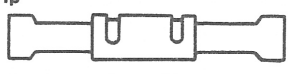

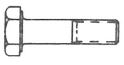


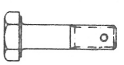

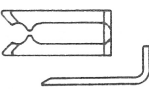
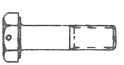



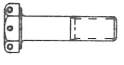

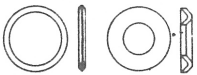

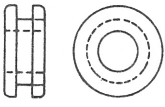





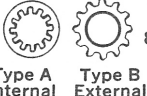
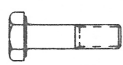
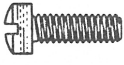


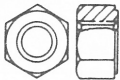

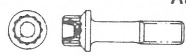
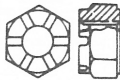
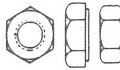
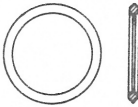





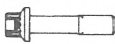





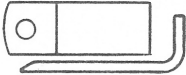

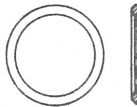

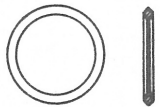
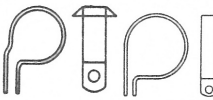


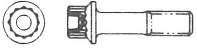
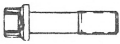

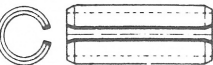

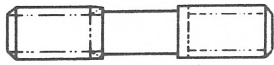
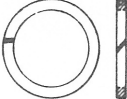
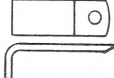
# AN-MS-NAS VISUAL REFERENCE GUIDE

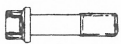
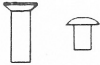
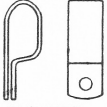
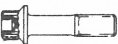


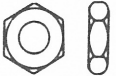

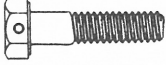
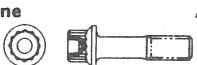


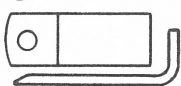


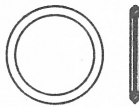
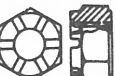







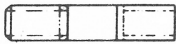
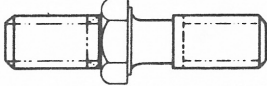
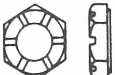





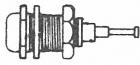
<p><b>AN3-20</b></p> <p><b>Aircraft Bolts</b></p>  <p>Alloy Steel CRES. Steel Aluminum 3A Fit</p>	<p><b>AN220</b></p> <p><b>Flight Control Pulley</b></p>  <p>Phenolic</p>	<p><b>AN335</b></p> <p><b>Nut, Plain Hex; Non-Structural</b></p>  <p>Brass Steel 2B Fit</p>
<p><b>AN21-36</b></p> <p><b>Clevis Bolts</b></p>  <p>Alloy Steel available in CRES. Steel</p> <p>Add the letter "A" after the dash number for undrilled</p>	<p><b>AN227</b></p> <p><b>Fasteners, Snap and Curtain</b></p>  <p>See Spec.</p> <p>PLATE POST STUD</p>	<p><b>AN340</b></p> <p><b>Nut, Machine Screw, Hexagon Coarse Thread</b></p>  <p>Steel CRES. Steel Brass Al Alloy 2B Fit</p>
<p><b>AN42-49</b></p> <p><b>Bolt, Eye</b></p>  <p>Alloy Steel available in CRES. Steel</p>	<p><b>AN250-253</b></p> <p><b>Hinges, Assemblies &amp; Parts</b></p>  <p>Brass Steel Aluminum</p> <p>ALSO SEE—MS 20001 and MS 20253</p>	<p><b>AN341</b></p> <p><b>Nut, Plain Hexagon, Electrical</b></p>  <p>Brass 2B Fit</p>
<p><b>AN73-81</b></p> <p><b>Machine Bolt, Aircraft</b></p>  <p>Alloy Steel available in CRES. Steel</p> <p>INACTIVE FOR DESIGN—USE MS 20073/74</p>	<p><b>AN254</b></p> <p><b>Screw, Thumb Necked</b></p>  <p>Steel 2A Fit</p> <p>INACTIVE FOR DESIGN</p>	<p><b>AN345</b></p> <p><b>Nut, Machine Screw, Hexagon Fine Thread</b></p>  <p>Steel CRES. Steel Brass Al Alloy 2B Fit</p>
<p><b>AN100</b></p> <p><b>Thimble Wire Cable</b></p>  <p>Carbon Steel CRES. Steel Phos. Bronze</p>	<p><b>AN256</b></p> <p><b>Nut, Self-Locking Right Angle Plate</b></p>  <p>Al Alloy Steel 3B Fit</p>	<p><b>AN350</b></p> <p><b>Nut, Wing</b></p>  <p>Steel Brass available in CRES. 2B Fit</p> <p>INACTIVE FOR DESIGN</p>
<p><b>AN115-116</b></p> <p><b>Shackles, Wire Rope and Anchor</b></p>  <p>Steel CRES. Steel Monel</p>	<p><b>AN257</b></p> <p><b>Hinge—Continuous</b></p>  <p>Alloy Steel CRES. Steel Steel</p> <p>INACTIVE FOR DESIGN—USE MS 20257</p>	<p><b>AN355</b></p> <p><b>Nut, Engine Slotted</b></p>  <p>Steel</p>
<p><b>AN130-170</b></p> <p><b>Turnbuckles, Assemblies and Parts</b></p>  <p>Steel</p> <p><b>AN150</b></p>	<p><b>AN286</b></p> <p><b>Fittings, Lubrication</b></p>  <p>See Spec.</p> <p>INACTIVE FOR DESIGN—USE MS 15006</p>	<p><b>AN360</b></p> <p><b>Nut, Plain Engine</b></p>  <p>Steel 3B Fit</p> <p>CANCELLED USE AN121501 THRU AN121525</p>
<p><b>AN173-186</b></p> <p><b>Bolt, Aircraft Close Tolerance</b></p>  <p>Alloy Steel CRES. Steel Aluminum 3A Fit</p> <p>Drilled and Undrilled</p>	<p><b>AN310</b></p> <p><b>Nut, Airframe Castellated</b></p>  <p>Steel CRES. Steel Al Alloy 3B Fit</p>	<p><b>AN361-362</b></p> <p><b>Nut, Self-locking, Plate</b></p>  <p>Steel CRES. Steel 3B &amp; 2B Fit</p>
<p><b>AN200-209</b></p> <p><b>Bearings, Ball Airframe</b></p>  <p>See Spec.</p> <p><b>AN200</b></p>	<p><b>AN315</b></p> <p><b>Nut, Plain Airframe</b></p>  <p>Steel CRES. Steel Al Alloy 3B Fit</p> <p>Add "L" after dash number for Left Hand Thread</p>	<p><b>AN363</b></p> <p><b>Nut, Self-locking, 550°F</b></p>  <p>Steel CRES. Steel Monel 3B Fit</p> <p>Available SILVER PLATED</p>
<p><b>AN210</b></p> <p><b>Pulley, Anti-Friction</b></p>  <p>See Spec.</p> <p>INACTIVE FOR DESIGN</p>	<p><b>AN316</b></p> <p><b>Nut, Check</b></p>  <p>Steel CRES. Steel Al Alloy 3B Fit</p> <p>Add "L" after dash number for Left Hand Thread</p>	<p><b>AN364</b></p> <p><b>Nut, Self-locking, Thin, 250°F</b></p>  <p>Steel Al Alloy Monel available in CRES. 3B Fit</p> <p>INACTIVE FOR DESIGN—USE MS 20365</p>
<p><b>AN216</b></p> <p><b>Balls, Metal</b></p>  <p>Steel CRES. Steel Monel</p>	<p><b>AN320</b></p> <p><b>Nut, Castle Shear</b></p>  <p>Steel CRES. Steel Al Alloy 3B Fit</p>	<p><b>AN365</b></p> <p><b>Nut, Self-locking, 250°F</b></p>  <p>Steel Al Alloy Monel available in CRES. 3B Fit</p> <p>INACTIVE FOR DESIGN—USE MS 20364</p>

<p><b>AN366-373</b></p> <p>Nut, Plate, Self-locking</p>  <p>Steel Al Alloy 3B &amp; 2B Fit</p>	<p><b>AN500-501</b></p> <p>Machine Screw Fillister Head, Slotted—Coarse, Fine</p>  <p>Steel CRES. Steel Brass 2A Fit</p> <p>Drilled and Undrilled</p> <p>Add "A" before first dash number for Drilled Head</p>	<p><b>AN526</b></p> <p>Phillips Slotted</p>  <p>Steel CRES. Steel Al Alloy 2A Fit</p> <p>Truss Head Machine Screw Coarse and Fine</p> <p>Design II—"Frearson recess"— INACTIVE FOR DESIGN</p>																																
<p><b>AN380-381</b></p> <p>Cotter Pin</p>  <p>Steel CRES. Steel</p> <p>INACTIVE FOR DESIGN—USE MS 24665</p>	<p><b>AN502-503</b></p> <p>Machine Screw, Fillister Head Drilled; Slotted— Coarse and Fine</p>  <p>Steel 2A Fit</p>	<p><b>AN530</b></p> <p>Phillips Slotted</p>  <p>Round Head Tapping Screw, Type "B" (Z)</p> <p>Steel CRES. Steel</p> <p>Design II—"Frearson recess"— INACTIVE FOR DESIGN</p>																																
<p><b>AN385-386</b></p> <p>Pin, Taper, Plain and Threaded</p>  <p>Steel Alloy Steel CRES. Steel</p> <p>AN385 Drilled and Undrilled</p> <table border="1" data-bbox="138 617 532 764"> <thead> <tr> <th colspan="4">AN NUTS, WASHERS AND COTTER PINS</th> </tr> </thead> <tbody> <tr> <td></td> <td></td> <td></td> <td></td> </tr> <tr> <td>AN Nut AN320</td> <td>Self-locking Nut AN364</td> <td>AN Washer AN975</td> <td>Cotter Pin AN380</td> </tr> </tbody> </table> <p><b>AN386</b></p> <p>Threaded Taper Pin</p>  <p>Drilled and Undrilled</p>	AN NUTS, WASHERS AND COTTER PINS								AN Nut AN320	Self-locking Nut AN364	AN Washer AN975	Cotter Pin AN380	<p><b>AN504</b></p> <p>Phillips Slotted</p>  <p>Round Head Tapping Screw, Type "F"— Coarse and Fine</p> <p>Steel CRES. Steel</p> <p>Design II—"Frearson recess"— INACTIVE FOR DESIGN</p> <table border="1" data-bbox="602 653 1015 764"> <thead> <tr> <th colspan="4">ALTERNATE POINT STYLES (Optional Types of Ends)</th> </tr> </thead> <tbody> <tr> <td></td> <td></td> <td></td> <td></td> </tr> <tr> <td>Type F</td> <td>Type G</td> <td>Type D or 1</td> <td>Type T or 23</td> </tr> </tbody> </table>	ALTERNATE POINT STYLES (Optional Types of Ends)								Type F	Type G	Type D or 1	Type T or 23	<p><b>ALTERNATE POINT STYLES (Optional Types of Ends)</b></p> <table border="1" data-bbox="1079 485 1502 596"> <thead> <tr> <th>Type "B"(Z)</th> <th>Type "BF"</th> <th>Type "BT"</th> <th>Type "BG"</th> </tr> </thead> <tbody> <tr> <td></td> <td></td> <td></td> <td></td> </tr> </tbody> </table> <p><b>AN531</b></p> <p>Phillips Slotted</p>  <p>82° Flat Head Tapping Screw Type "B" (Z)</p> <p>Steel CRES.</p> <p>Design II—"Frearson recess"— INACTIVE FOR DESIGN For Alternate Point Styles— see AN530 above</p>	Type "B"(Z)	Type "BF"	Type "BT"	Type "BG"				
AN NUTS, WASHERS AND COTTER PINS																																		
																																		
AN Nut AN320	Self-locking Nut AN364	AN Washer AN975	Cotter Pin AN380																															
ALTERNATE POINT STYLES (Optional Types of Ends)																																		
																																		
Type F	Type G	Type D or 1	Type T or 23																															
Type "B"(Z)	Type "BF"	Type "BT"	Type "BG"																															
																																		
<p><b>AN392-406</b></p> <p>Pins, Flat Head, Clevis</p>  <p>Steel available in CRES.</p> <p>INACTIVE FOR DESIGN—USE MS 20392</p>	<p><b>AN505/510</b></p> <p>Phillips Slotted</p>  <p>82° Flat Head Machine Screw, Coarse and Fine</p> <p>Steel CRES. Steel Brass Al Alloy 2A Fit</p> <p>Design II—"Frearson recess"— INACTIVE FOR DESIGN</p>	<p><b>AN535</b></p> <p>Round Head Drive Screw Type "U" Point</p>  <p>Steel available in CRES.</p>																																
<p><b>AN415-416</b></p> <p>Pins, Lock, Retaining</p>  <p>CRES. Steel Steel</p>	<p><b>AN506</b></p> <p>Phillips Slotted</p>  <p>82° Flat Head Tapping Screw, Type "F"— Coarse and Fine</p> <p>Steel CRES. Steel</p> <p>For alternate point styles—see AN504 above</p>	<p><b>AN545</b></p> <p>Phillips Slotted</p>  <p>Round Head Wood Screw</p> <p>Steel Brass available in CRES.</p> <p>Design II—"Frearson recess"— INACTIVE FOR DESIGN</p>																																
<p><b>AN420-470</b></p> <p>Rivets</p>  <p>Al Alloy Steel CRES. Steel Monel Copper</p> <p>INACTIVE FOR NEW DESIGN— USE MS 20426, MS 20427, MS 20435, MS 20470</p>	<p><b>AN507</b></p> <p>Phillips Slotted</p>  <p>100° Flat Head Machine Screw, Coarse and Fine</p> <p>Steel CRES. Steel Brass Al Alloy 2A Fit</p> <p>Design II—"Frearson recess"— INACTIVE FOR DESIGN</p>	<p><b>AN550</b></p> <p>Phillips Slotted</p>  <p>82° Flat Head Wood Screw</p> <p>Steel Brass available in CRES.</p> <p>Design II—"Frearson recess"— INACTIVE FOR DESIGN</p>																																
<p><b>AN450</b></p> <p>Rivet, Tubular; Oval Head— Countersunk</p>  <p>Copper, Steel Brass Aluminum Monel available in CRES.</p> <p>100°CTS. OVAL HEAD</p> <p>INACTIVE FOR DESIGN—USE MS 2450</p>	<p><b>AN508</b></p> <p>Screw, Round Head, Machine (Electrical)</p>  <p>Brass 2A Fit</p> <p>Slotted</p>	<p><b>AN560</b></p> <p>Square Head Set Screw</p>  <p>Steel Available in CRES. Steel 2A Fit</p> <p>Points: Flat, Cone, Dog, Cup Inactive For Design—See AN565</p>																																
<p><b>AN481-486</b></p> <p>Clevis, Rod End—Adjusting</p>  <p>Steel</p>	<p><b>AN509</b></p> <p>Phillips Slotted</p>  <p>100° Structural Flat Head— Machine Screw, Coarse and Fine</p> <p>Steel CRES. Steel Al Alloy Bronze 3A Fit</p> <p>Design II—"Frearson recess"— INACTIVE FOR DESIGN</p>	<p><b>AN565</b></p> <p>Set Screws Hexagon and Spline Socket Also Slotted</p>  <p>Alloy Steel CRES. Steel 3A Fit</p> <p>Hex Socket Spline Slotted</p>																																
<p><b>AN490</b></p> <p>Rod, Threaded, Aircraft</p>  <p>Steel</p>	<p><b>AN515/520</b></p> <p>Phillips Slotted</p>  <p>Round Head Machine Screw, Coarse and Fine</p> <p>Steel CRES. Steel Brass Al Alloy 2A Fit</p> <p>Design II—"Frearson recess"— INACTIVE FOR DESIGN</p>	<p><b>AN POINT STYLE CHART</b> (Add point style type before first dash No.)</p> <table border="1" data-bbox="1079 1696 1502 1885"> <tbody> <tr> <td></td> <td></td> <td></td> </tr> <tr> <td>FLAT Type A</td> <td>CONE Type B</td> <td>FULL DOG Type C</td> </tr> <tr> <td></td> <td></td> <td></td> </tr> <tr> <td>CUP Type D</td> <td>HALF-DOG Type E</td> <td>OVAL Type F</td> </tr> </tbody> </table>				FLAT Type A	CONE Type B	FULL DOG Type C				CUP Type D	HALF-DOG Type E	OVAL Type F																				
																																		
FLAT Type A	CONE Type B	FULL DOG Type C																																
																																		
CUP Type D	HALF-DOG Type E	OVAL Type F																																
<p><b>AN525</b></p> <p>Phillips Slotted</p>  <p>Washer Head Machine Screw Coarse and Fine</p> <p>Steel Al Alloy available in CRES. 3A Fit</p>	<p>Slotted Head—INACTIVE FOR DESIGN Add "H" between numbers for "hexagon" socket. Add "L" between dash numbers for "spline" socket</p>																																	


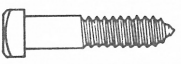
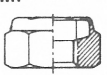
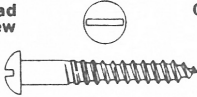

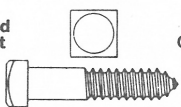
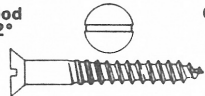

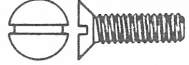
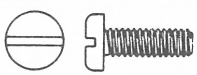


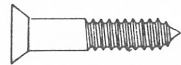


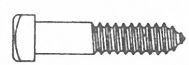

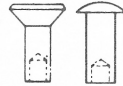

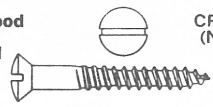
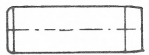
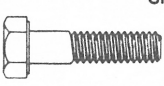
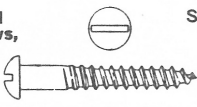
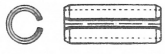
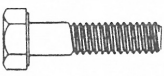
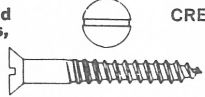

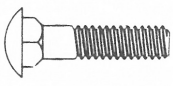
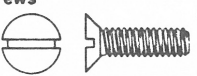

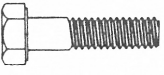
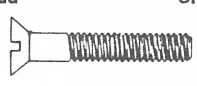



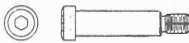
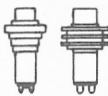
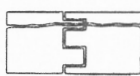
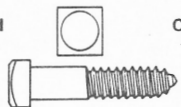
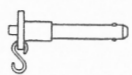


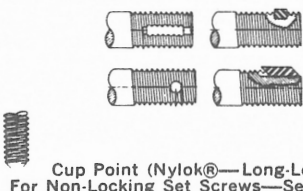

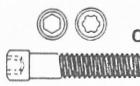
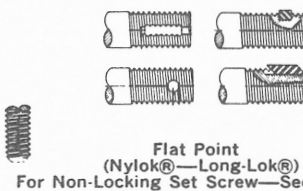

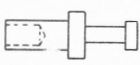
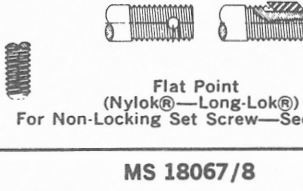
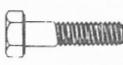
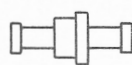
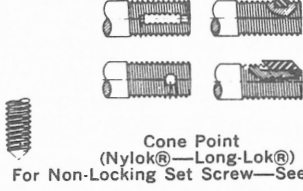

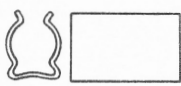
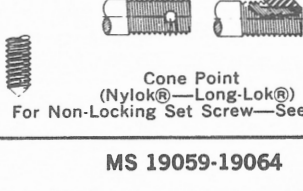
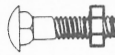
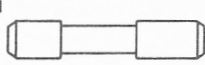

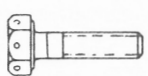
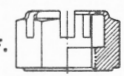

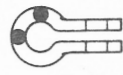
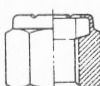


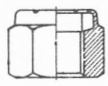

<p><b>AN658-669</b></p> <p>Terminals, Wire Rope and Electrical</p>  <p>Steel CRES. Steel Copper</p> <p><b>AN658—Fork End</b></p> <p>Available Styles Fork End, Crimp Style, Swaging, Clevis, Eye End INACTIVE FOR DESIGN—USE MS 20659, MS 20659, MS 20663, MS 20664, MS 20667, MS 20668, MS 21259, MS 21260</p>	<p><b>AN944</b></p> <p>Fittings, Lubrication</p>  <p>Steel</p> <p>INACTIVE FOR DESIGN—USE MS 15001/2</p>	<p><b>AN101901-102800</b></p> <p>Bolt, Hex Head .190-.750</p>  <p>Steel 3A Fit</p> <p>Drilled Shank</p>
<p><b>AN671-708</b></p> <p>Tie Rods</p>  <p>Steel CRES. Steel</p> <p><b>AN671</b></p>	<p><b>AN950/955</b></p> <p>Washer, Ball Socket/ Ball Seat</p>  <p>Steel</p> <p><b>AN950-AN955</b></p>	<p><b>AN102801-103700</b></p> <p>Bolt, Drilled Hex Head .190-.750</p>  <p>Steel 3A Fit</p> <p>Drilled Head, 1 Hole</p>
<p><b>AN735-742</b></p> <p>Clamps</p>  <p>Al Alloy Steel CRES. Steel</p> <p>Available Styles: Loop, Hose, Tube, Plain Support</p> <p><b>AN742—Loop Type</b></p>	<p><b>AN960-975</b></p> <p>Washer, Flat</p>  <p>Aluminum Al Alloy Brass Copper Steel CRES.</p>	<p><b>AN103701-104600</b></p> <p>Bolt, Drilled Hex Head .190-.750</p>  <p>Steel 3A Fit</p> <p>Drilled Head, 6 Holes</p>
<p><b>AN753</b></p> <p>Splice, Assembly and Tip</p>  <p>Per Mil-S-6852</p> <p>Assembly</p>	<p><b>AN995</b></p> <p>Lock Wire</p>  <p>CRES. Steel</p> <p>Available in 1 LB. &amp; 5 LB. Spools INACTIVE FOR DESIGN—USE MS 20995</p>	<p><b>AN104601-105500</b></p> <p>Bolt, Hex Head .190-.750</p>  <p>CRES. Steel 3A Fit</p>
<p><b>AN756-849</b></p> <p>Fittings, Aircraft</p>  <p>Steel CRES. Steel Al Alloy</p> <p><b>AN822</b></p>	<p><b>AN3054-3066</b></p> <p>Nut, Coupling Conduit</p>  <p>Al Alloy</p> <p><b>AN3055</b></p>	<p><b>AN105501-106401</b></p> <p>Bolt, Hex Head, Drilled Shank .190-.750</p>  <p>CRES. Steel 3A Fit</p> <p>Drilled Shank</p>
<p><b>AN886-904</b></p> <p>Gaskets, Fittings and Couplings</p>  <p>Per Mil-R-3065, Mil-G-6183, Cork Bronze Mil-F-5509</p> <p><b>AN893</b></p>	<p><b>AN3195</b></p> <p>Fastener, Snapslide</p>  <p>CRES. Steel</p>	<p><b>AN106401-107300</b></p> <p>Bolt, Cres. Drilled Hex Head .190-.750</p>  <p>CRES. Steel 3A Fit</p> <p>Drilled Head, 1 Hole</p>
<p><b>AN905-909</b></p> <p>Plugs</p>  <p>Bronze Steel Brass</p> <p><b>AN905</b></p>	<p><b>AN3196-3199</b></p> <p>Fastener, Snapslide</p>  <p>Style I CRES. Steel</p> <p>Available Styles</p>  <p>Style II Style III Style IV</p>	<p><b>AN107301-108200</b></p> <p>Bolt, Cres. Drilled Hex Head .190-.750</p>  <p>CRES. Steel 3A Fit</p> <p>Drilled Head, 6 Holes</p>
<p><b>AN910-929</b></p> <p>Fittings, Aircraft</p>  <p>CRES. Steel Bronze Brass Al Alloy</p> <p><b>AN912</b></p>	<p><b>AN6225-6230</b></p> <p>Packing, "O" and "V" Ring</p>  <p>Al Alloy</p> <p>"O" AND "V" RING</p>	<p><b>AN115401-115600</b></p> <p>Screws, Flat Fillister Head .190-.375</p>  <p>Steel 3A Fit</p>
<p><b>AN931</b></p> <p>Grommets</p>  <p>Rubber Mil-G-3036</p> <p><b>AN931</b></p>	<p><b>AN6231</b></p> <p>Scraper, Rod Hydraulic</p>  <p>See AN-S-60</p> <p>INACTIVE FOR DESIGN—USE MS 28776</p>	<p><b>AN115601-115800</b></p> <p>Screw, Flat Fillister, .190-.375</p>  <p>Steel 3A Fit</p> <p>Drilled Shank</p>
<p><b>AN935</b></p> <p>Washer, Lock, Spring Split</p>  <p>Steel Bronze available in CRES.</p> <p>Medium and Light Series</p>	<p><b>AN8013</b></p> <p>Washer, Insulator</p>  <p>Steel Al Alloy</p>	<p><b>AN115801-116150</b></p> <p>Screw, Flat Fillister .190-.375</p>  <p>Steel 3A Fit</p> <p>Drilled Head</p>
<p><b>AN936</b></p> <p>Tooth Lock Washer</p>  <p>Steel Bronze available in CRES.</p> <p>Available Styles: Type A Internal Type B External Type C 82° Ctsk. Type D 100° Ctsk.</p>	<p><b>AN101001-101900</b></p> <p>Bolt, Hex Head .190-.750</p>  <p>Steel 3A Fit</p>	<p><b>AN116901-117080</b></p> <p>Screw, Oval Fillister Head .112-.164</p>  <p>Steel 2A Fit</p> <p>Drilled Undrilled</p>

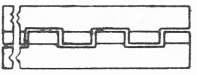
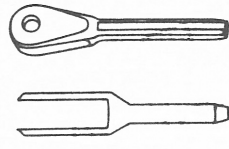

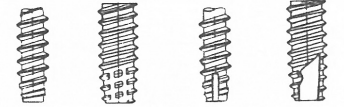
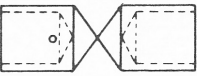
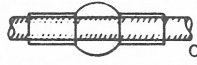
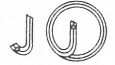
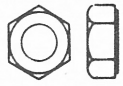
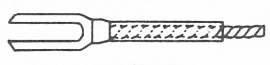
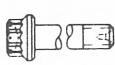
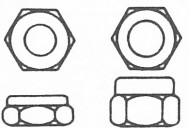

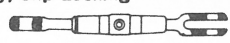

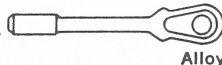
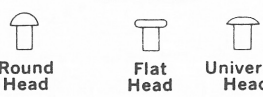

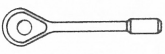
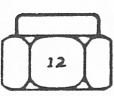
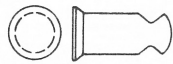
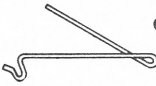
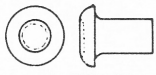
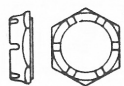
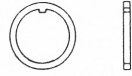

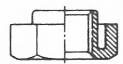
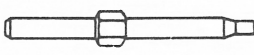

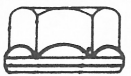

<p><b>AN121501-121550</b></p> <p>Nut, Plain  Steel Steel 3B Fit CRES.</p>	<p><b>AN150201-150400</b></p> <p>Pin, Lock  Steel Brass</p> <p>E1 Marking</p>	<p><b>MS 9060-9066</b></p> <p>Bolt, Machine 12 Point Ext. Washer Head High Temp.  AMS 5735 (A-286)</p> <p>EH19 Head Marking</p>
<p><b>AN121551-121600</b></p> <p>Nut, Castle  Steel Steel 3B Fit CRES.</p>	<p><b>AN150401-150450</b></p> <p>Nut-Hex, Check and Shear Slotted  Steel 3B Fit</p>	<p><b>MS 9068</b></p> <p>Packing "O" Ring  Silicone Rubber AMS 3304</p>
<p><b>AN121601-121925</b></p> <p>Pin, Flat Head Clevis .125-.500  Steel</p> <p>Drilled Shank</p>	<p><b>AN150501-170900</b></p> <p>Stud-Stepped  Steel 3A Fit</p>	<p><b>MS 9081</b></p> <p>Washer, Key-Double  Steel</p>
<p><b>AN122576-122600</b></p> <p>Washer, Plain  Steel</p>	<p><b>MS 9012-9014</b></p> <p>Retaining Rings  Beryllium Copper Steel</p> <p>Superceded by MS 16624/5</p> <p>External Internal</p>	<p><b>MS 9088-9094</b></p> <p>Bolt, Machine 12 Point Head Drilled  Steel</p> <p>E 11 Head Marking</p>
<p><b>AN122676-122775</b></p> <p>Pin, Dowel  Steel</p>	<p><b>MS 9016-MS 9017</b></p> <p>Bushing Screw, Slotted  Steel</p>	<p><b>MS 9099-9100</b></p> <p>Nut, Hex Connection  Aluminum CRES. Steel</p> <p>E 12 Marking Aluminum E 10 Marking CRES.</p>
<p><b>AN123020-123119</b></p> <p>Gasket  Aluminum-Asbestos Annular</p>	<p><b>MS 9018</b></p> <p>Insert, 18-1.5MM Aviation Spark Plug, Helical Coil  CRES. Steel</p> <p>SEE DESIGN STANDARD MS 9071</p>	<p><b>MS 9101-9104</b></p> <p>Bracket, 90° Angle .190-.375 Bolt  AMS 5510</p>
<p><b>AN123151-123750</b></p> <p>Rivet, Solid Universal Head and 100° CTSK Head  CRES. Steel Inconel</p>	<p><b>MS 9020-9021</b></p> <p>Packing "O" Ring  Rubber</p>	<p><b>MS 9105</b></p> <p>Pin, Lock  CRES. Steel</p>
<p><b>AN123851-124050</b></p> <p>Seal, Packing "O" Ring  Rubber</p>	<p><b>MS 9024-9025</b></p> <p>Clamp, Loop Types  AMS 6350 AMS 5510</p>	<p><b>MS 9122-9123</b></p> <p>Slotted Hex Head Machine Screw  Steel</p> <p>E 11 Head Marking</p>
<p><b>AN124951-125550</b></p> <p>Rivet, Solid Universal Head and 100° CTSK Head  CRES. Steel</p>	<p><b>MS 9033-9039</b></p> <p>Bolt, 12 Point High Temp.  AMS 5735 (A-286)</p> <p>EH19 Head Marking</p>	<p><b>MS 9146-9163</b></p> <p>Bolt, Machine 12 Point Head  Steel</p> <p>E 11 Head Marking</p>
<p><b>AN125551-125700</b></p> <p>Rivet, Solid Universal Head  Steel</p>	<p><b>MS 9047-9048</b></p> <p>Pin, Spring  Steel</p>	<p><b>MS 9164</b></p> <p>Pin, Dowel Oversize  Steel</p>
<p><b>AN125951-130774</b></p> <p>Studs-Straight .250-.625  Steel 3A Fit</p> <p>Drilled and Undrilled</p>	<p><b>MS 9058</b></p> <p>Ring, Back-Up  AMS 3651</p>	<p><b>MS 9165-9168</b></p> <p>Bolt, Brackets  Steel</p> <p>ALSO SEE MS 9101-04/MS 9228-31</p>

<p><b>MS 9169-9175</b></p> <p>Bolt, Machine 12 Point Head Drilled</p>  <p>Steel</p> <p>E 11 Head Marking</p>	<p><b>MS 9318/9</b></p> <p>Rivets 100° Flush Head and Universal Head</p>  <p>Monel</p>	<p><b>MS 9391-9395</b></p> <p>Clamp, Loop; Cushion; Strap Back Plate</p>  <p>CRES. Steel AMS 3303</p> <p>MS 9391</p>
<p><b>MS 9177/8-9183-9192</b></p> <p>Bolt, Machine Drilled and Undrilled</p>  <p>AMS 5735 (A-286) Steel</p> <p>EH 19 A-286 Head Marking E 11 Steel Head Marking</p>	<p><b>MS 9320-9321</b></p> <p>Washer, Flat</p>  <p>Steel CRES. Steel</p>	<p><b>MS 9403</b></p> <p>Rivet, Universal Head</p>  <p>AMS 5737 (A-286)</p>
<p><b>MS 9200-9201</b></p> <p>Nut, Plain Hex, Connection</p>  <p>Aluminum CRES. Steel</p> <p>E 12 Aluminum EH 5 CRES.</p>	<p><b>MS 9352-MS 9353/4</b></p> <p>Clamp, Loop</p>  <p>Aluminum</p>	<p><b>MS 9440-9459</b></p> <p>Bolt, Machine Hexagon Head Drilled and Undrilled</p>  <p>Steel</p>
<p><b>MS 9224</b></p> <p>Bolt, Machine 12 Point Head</p>  <p>AMS 5735 (A-286)</p> <p>EH 19 A-286 Head Marking</p>	<p><b>MS 9355</b></p> <p>Packing "O" Ring</p>  <p>Rubber AMS 7272</p>	<p><b>MS 9460</b></p> <p>Rivet, Solid 100° Flush Head</p>  <p>AMS 7235</p>
<p><b>MS 9228-9231</b></p> <p>Bracket, 90° Angle .190-.375 Bolt</p>  <p>AMS 5504</p>	<p><b>MS 9356/7</b></p> <p>Nut, Plain Hexagon</p>  <p>CRES. Steel A-286</p>	<p><b>MS 15000-15006</b></p> <p>Fittings, Lubrication</p>  <p>Steel Monel</p>
<p><b>MS 9241</b></p> <p>Packing "O" Ring</p>  <p>Rubber AMS 7272</p>	<p><b>MS 9358/9</b></p> <p>Nut, Castellated Hexagon</p>  <p>CRES. Steel A-286</p>	<p><b>MS 15795</b></p> <p>Washer, Flat</p>  <p>CRES. Steel Monel Copper Brass Al Alloy</p>
<p><b>MS 9245</b></p> <p>Cotter Pin</p>  <p>CRES. Steel</p> <p>Optional Ends</p> 	<p><b>MS 9360</b></p> <p>Nut, Plain Hex, Drilled Silver Plated</p>  <p>AMS 5735 (A-286)</p>	<p><b>MS 15820</b></p> <p>Washers, Lock (Special Design)</p>  <p>per Spec.</p>
<p><b>MS 9274</b></p> <p>Washer, Key- Double</p>  <p>CRES. Steel</p>	<p><b>MS 9361/2</b></p> <p>Nut, Plain Hexagon, Check (also Silver Plated)</p>  <p>CRES. Steel A-286</p>	<p><b>MS 15986-15988</b></p> <p>Stud, Plain Full Body</p>  <p>Steel Brass Monel</p>
<p><b>MS 9303-9312</b></p> <p>Stud, Shouldered Hex, Wrenching Drilled and Undrilled</p>  <p>Steel</p> <p>E 11 Marking</p>	<p><b>MS 9363/4</b></p> <p>Nut, Slotted Hexagon, Shear (also Silver Plated)</p>  <p>CRES. Steel A-286</p>	<p><b>MS 16036</b></p> <p>Belt, Aircraft Safety</p>  <p>See Mil-B-18461 (Wep)</p> <p>Complete Assembly and Individual Parts</p>
	<p><b>MS 9365-9367</b></p> <p>Bracket, Bolt, Flat</p>  <p>CRES. Steel</p>	<p><b>MS 16107</b></p> <p>Jacks, Tip, High Voltage</p>  <p>See Spec. (Ships)</p> <p>Color Coded</p>
<p><b>MS 9316/7</b></p> <p>Screw, Machine Hexagon Head Slotted</p>  <p>Steel 2A Fit</p> <p>E 37 Head Marking</p>	<p><b>MS 9389/90</b></p> <p>Dowel Pin</p>  <p>AMS 5735 (A-286)</p>	<p><b>MS 16108</b></p> <p>Jacks, Tip Low Voltage</p>  <p>Bronze Copper</p>


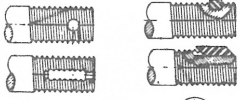






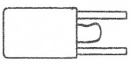




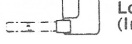










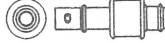


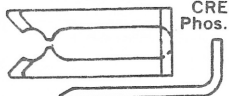











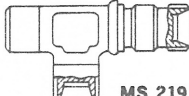

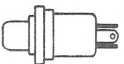









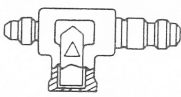

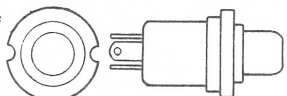

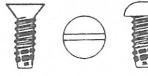
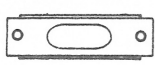
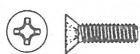
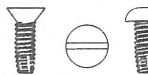

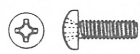
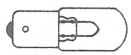
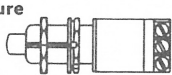
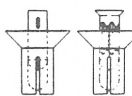
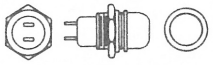
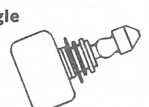



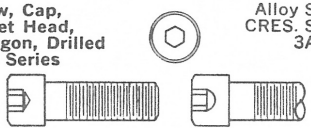


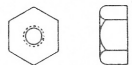
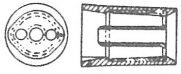





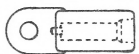
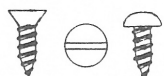
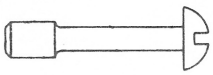

<p><b>MS 16187</b></p> <p>Studs, Full Thread <span style="float: right;">Al Steel</span></p> 	<p><b>MS 16209</b></p> <p>See MS 16202 <span style="float: right;">See Spec.</span></p> 	<p><b>MS 16228</b></p> <p>Nut, Self-Locking Hexagon, Hvy. Thin Nylon Insert <span style="float: right;">CRES. Steel 3B Fit</span></p> 
<p><b>MS 16198</b></p> <p>Round Head Wood Screw Slotted <span style="float: right;">CRES. Steel</span></p> 	<p><b>MS 16210</b></p> <p>Nut, Plain Hexagon, Machine Screw <span style="float: right;">CRES. Steel 2B Fit</span></p> 	<p><b>MS 16230-16235</b></p> <p>Lag Bolt, Square Head Gimlet Point <span style="float: right;">Steel Sil. Bronze CRES. Steel</span></p> 
<p><b>MS 16199</b></p> <p>Screw, Wood Slotted, 82° Flat <span style="float: right;">Copper Sil</span></p> 	<p><b>MS 16211</b></p> <p>Nut, Plain Square <span style="float: right;">Sil. Bronze</span></p> 	<p><b>MS 16268</b></p> <p>100° Flat Head Machine Screw Slotted <span style="float: right;">Nylon 2A Fit</span></p> 
<p><b>MS 16200</b></p> <p>Pan Head, Screws, Machine Slotted <span style="float: right;">CRES. Steel 2A Fit</span></p> 	<p><b>MS 16212</b></p> <p>Washers, Flat <span style="float: right;">CRES. Steel Sil. Bronze</span></p> 	<p><b>MS 16285</b></p> <p>Nut, Hexagon Semi-Finished, Heavy <span style="float: right;">Steel</span></p> 
<p><b>MS 16201</b></p> <p>Flat Head Bolt, Lag <span style="float: right;">Sil. Bronze</span></p>  <p style="text-align: center;">Cone Point</p>	<p><b>MS 16213</b></p> <p>Washer, Lock External Tooth Non-Magnetic <span style="float: right;">CRES. Steel Phos. Bronze</span></p> 	<p><b>MS 16286</b></p> <p>Nuts, Hexagon Finished To 1000° F. <span style="float: right;">Steel 2B Fit</span></p> 
<p><b>MS 16202/16209</b></p> <p>Square Head Bolt, Lag Gimlet Point <span style="float: right;">CRES. Steel Sil. Bronze</span></p> 	<p><b>MS 16214</b></p> <p>Washer, Lock Spring, Split <span style="float: right;">CRES. Steel</span></p> 	<p><b>MS 16535/6</b></p> <p>Rivet, Tubular Oval Head; Countersunk Head <span style="float: right;">Brass Al Alloy Monel Copper Steel CRES.</span></p> 
<p><b>MS 16203</b></p> <p>Nuts, Plain Hexagon, Jam and Finished <span style="float: right;">CRES. Steel 2B Fit</span></p>  <p style="text-align: center;">Full Jam</p>	<p><b>MS 16215</b></p> <p>Screw, Wood Slotted Oval Head <span style="float: right;">CRES. Steel (Non-Mag.)</span></p> 	<p><b>MS 16555/6</b></p> <p>Dowel Pins Straight <span style="float: right;">Alloy Steel CRES. Steel</span></p> 
<p><b>MS 16205</b></p> <p>Bolt, Machine Semi-Finished Hexagon Head <span style="float: right;">Sil. Bronze 2A Fit</span></p> 	<p><b>MS 16216</b></p> <p>Round Head Wood Screws, Slotted <span style="float: right;">Sil. Bronze</span></p> 	<p><b>MS 16562</b></p> <p>Spring Pins <span style="float: right;">Steel CRES. Steel</span></p> 
<p><b>MS 16206</b></p> <p>Bolt, Machine Hexagon Head Reg. Semi-Finished <span style="float: right;">Al Alloy 2A Fit</span></p> 	<p><b>MS 16217</b></p> <p>82° Flat Head Wood Screws, Slotted <span style="float: right;">CRES. Steel</span></p> 	<p><b>MS 16593</b></p> <p>Rivet, Solid 78° Flat Head <span style="float: right;">Aluminum</span></p> 
<p><b>MS 16207</b></p> <p>Carriage Bolt, Round Head <span style="float: right;">Sil. Bronze 2A Fit</span></p> 	<p><b>MS 16218</b></p> <p>82° Flat Head Machine Screws Slotted <span style="float: right;">Sil. Bronze 2A Fit</span></p> 	<p><b>MS 16600</b></p> <p>Washer, Flat <span style="float: right;">Leather</span></p> 
<p><b>MS 16208</b></p> <p>Hexagon Head Machine Bolt, Semi-Finished <span style="float: right;">CRES. Steel 2A Fit</span></p> 	<p><b>MS 16219</b></p> <p>82° Flat Head Cap Screws Slotted <span style="float: right;">CRES. Steel</span></p> 	<p><b>MS 16624-16634</b></p> <p>Retaining Rings <span style="float: right;">Steel CRES. Steel Beryllium Copper</span></p> 

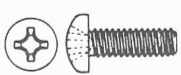
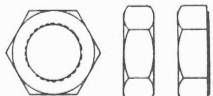

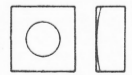

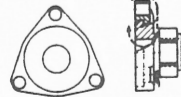


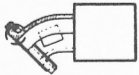

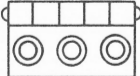

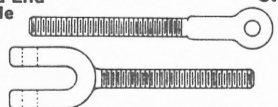
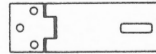

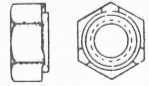




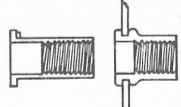

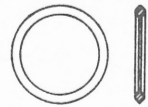



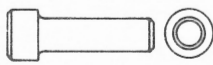




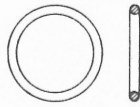
<p><b>MS 16637-16638</b></p> <p>Shoulder Screw Hexagon Socket</p>  <p>Alloy Steel Available in CRES. 3A Fit</p>	<p><b>MS 17974/5</b></p> <p>Switch, Moistureproof Push-Push Action</p>  <p>Per Mil-S 6743</p>	<p><b>MS 20001</b></p> <p>Hinge, Structural</p>  <p>Al Alloy</p> <p>Supersedes AN252</p>
<p><b>MS 16992</b></p> <p>Bolt, Lag Square Head Gimlet Point</p>  <p>Steel CRES. Steel Sil. Bronze</p>	<p><b>MS 17984-17990</b></p> <p>Pin, Quick-Release Assemblies Available in Button Handle, "T" Handle, "L" Handle, Ring Handle</p>  <p>CRES. Steel Alloy Steel Al Alloy</p>	<p><b>MS 20002</b></p> <p>Washers, Countersunk and Plain</p>  <p>Alloy Steel</p> <p>Under Bolt Head Under Nut</p> <p>Supersedes NAS 143</p>
<p><b>MS 16994</b></p> <p>Nut, Plain Knurled</p>  <p>Brass CRES. Steel 2B Fit</p>	<p><b>MS 18063/4</b></p> <p>Set Screw, Self-Locking, Hex Socket (250°F)—per MS 15981</p>  <p>Alloy Steel CRES. Steel 3A Fit</p> <p>Cup Point (Nylok®—Long-Lok®) For Non-Locking Set Screws—See AN565</p>	<p><b>MS 20003</b></p> <p>Indicator Humidity Card</p>  <p>Paper</p>
<p><b>MS 16995-16998</b></p> <p>Hexagon Socket Cap Screws 1960 Series Coarse and Fine</p>  <p>Alloy Steel CRES. Steel 3A Fit</p>	<p><b>MS 18065/6</b></p> <p>Set Screw, Self-Locking, Hex Socket (250°F)—per MS 15981</p>  <p>Alloy Steel CRES. Steel 3A Fit</p> <p>Flat Point (Nylok®—Long-Lok®) For Non-Locking Set Screw—See AN565</p>	<p><b>MS 20004-20024</b></p> <p>Bolts, Internal Wrenching</p>  <p>Alloy Steel 3A Fit</p>
<p><b>MS 17121-17123</b></p> <p>Terminal, Stud Turret</p>  <p>Brass</p>	<p><b>MS 18067/8</b></p> <p>Set Screw, Self-Locking, Hex Socket (250°F)—per MS 15981</p>  <p>Alloy Steel CRES. Steel 3A Fit</p> <p>Cone Point (Nylok®—Long-Lok®) For Non-Locking Set Screw—See AN565</p>	<p><b>MS 20033-20046</b></p> <p>Bolt, Machine, Hexagon Head 1200°F</p>  <p>CRES. Steel 3A Fit</p> <p>1200 Head Marking</p>
<p><b>MS 17155-17158</b></p> <p>Terminal, Stud, Feedthru</p>  <p>Brass</p>	<p><b>MS 18067/8</b></p> <p>Set Screw, Self-Locking, Hex Socket (250°F)—per MS 15981</p>  <p>Alloy Steel CRES. Steel 3A Fit</p> <p>Cone Point (Nylok®—Long-Lok®) For Non-Locking Set Screw—See AN565</p>	<p><b>MS 20065-20068</b></p> <p>Key, Machine (Feather)</p>  <p>Steel Alloy Steel CRES. Steel</p>
<p><b>MS 17160</b></p> <p>Clip, Spring Tension</p>  <p>Steel Beryllium Copper</p>	<p><b>MS 18067/8</b></p> <p>Set Screw, Self-Locking, Hex Socket (250°F)—per MS 15981</p>  <p>Alloy Steel CRES. Steel 3A Fit</p> <p>Cone Point (Nylok®—Long-Lok®) For Non-Locking Set Screw—See AN565</p>	<p><b>MS 20069</b></p> <p>Bolt Carriage With Hex Nut</p>  <p>Steel 2A &amp; 2B Fit</p>
<p><b>MS 17293-17303</b></p> <p>Stud-Stepped</p>  <p>Steel 3A Fit</p> <p>Drilled and Undrilled</p>	<p><b>MS 19059-19064</b></p> <p>Ball, Bearing</p>  <p>Alloy Steel CRES. Steel Brass Bronze K-Monel</p>	<p><b>MS 20073-20074</b></p> <p>Bolt, Machine Aircraft Drilled Head</p>  <p>Steel Available in CRES. 3A Fit</p> <p>Supersedes AN73-AN81</p>
<p><b>MS 17825/6</b></p> <p>Nut, Self-Locking, Castellated, 250°F, Nylon Insert</p>  <p>Alloy Steel 3B Fit</p>	<p><b>MS 19069/70</b></p> <p>Washer, Key, Retaining</p>  <p>Steel Alloy Steel CRES. Steel</p>	<p><b>MS 20115</b></p> <p>Shackle-Wire, Rope</p>  <p>CRES. Steel Al Alloy Steel</p> <p>Supersedes AN115</p>
<p><b>MS 17828</b></p> <p>Nut, Self-Locking (Nylon Insert) 250°F, Regular Height</p>  <p>Monel</p>	<p><b>MS 20000</b></p> <p>Turnbuckle Assembly</p>  <p>Per Mil-T-5685</p> <p>Also See AN155 and AN165</p>	<p><b>MS 20219-20221</b></p> <p>Pulley, Groove, Aircraft</p>  <p>Al Alloy Phenolic</p> <p>MS 20219 SUPERSEDES AN219-AN221</p>
<p><b>MS 17829/30</b></p> <p>Nuts, Self-Locking Nylon Insert, 250°F</p>  <p>CRES. Steel Steel 3B Fit</p> <p>Regular Height</p>	<p><b>MS 20253</b></p> <p>Pin, Hinge</p>  <p>CRES. Steel</p> <p>For Use with MS 20257 and MS 20001 SUPERSEDES AN253</p>	

<p><b>MS 20257</b></p>  <p>Hinge, Continuous</p> <p>Al Alloy CRES. Steel</p> <p>SUPERSEDES AN257</p>	<p><b>MS 20658-20659</b></p> <p>Terminal Wire Rope, Fork End; Lug Crimp Style</p> <p>Steel CRES. Steel Copper Bronze</p>  <p><b>MS 20658</b> SUPERSEDES AN658/AN659</p>	<p><b>MS 21207</b></p> <p>100° Flathead Tapping Screw</p> <p>Steel CRES. Steel</p>   <p>Type B Type BF Type BG Type BT</p>
<p><b>MS 20270-20271</b></p>  <p>Joint Universal</p> <p>Per Mil-J 6193A</p> <p>SUPERSEDES AN270/AN271</p>	<p><b>MS 20663-20664</b></p> <p>Ball End, Wire Rope Swaging</p> <p>Steel CRES. Steel</p>  <p>SUPERSEDES AN663/AN664</p>	<p><b>MS 21208-21209</b></p> <p>Insert, Screw Thread, Helical Coil</p> <p>CRES. Steel</p>  <p>(Free Running and Lock Thread)</p>
<p><b>MS 20341</b></p>  <p>Nut, Plain Hexagon Electrical</p> <p>Brass 2B Fit</p> <p>SUPERSEDES AN341</p>	<p><b>MS 20667-20668</b></p> <p>Terminal Wire Rope Fork End; Eye End</p> <p>Steel CRES. Steel</p>  <p><b>MS 20667</b> SUPERSEDES AN667/AN668</p>	<p><b>MS 21250</b></p> <p>Bolt, 12PT External Wrenching</p> <p>Alloy Steel 3A Fit</p> 
<p><b>MS 20364/5</b></p> <p>Nut, Self-Locking 250°F</p> <p>Steel Al Alloy Monel Available in CRES. 3B Fit</p>  <p><b>MS 20364</b> <b>MS 20365</b> SUPERSEDES AN364/AN365</p>	<p><b>MS 20757-20913</b></p> <p>Fittings, Elbows, and Connectors</p> <p>Al Alloy Steel Brass CRES. Steel</p> 	<p><b>MS 21251</b></p> <p>Turnbuckle Body, Clip Locking</p> <p>Steel Brass Aluminum</p> <p>SUPERSEDES AN155, NAS5649 (SEE NOTES)</p> 
<p><b>MS 20392</b></p> <p>Pin, Headed Drilled Shank (Clevis)</p> <p>Steel Available in CRES.</p>  <p>SUPERSEDES AN392-AN406</p>	<p><b>MS 20822</b> SUPERSEDES AN757-AN913</p>	<p><b>MS 21252-21253</b></p> <p>Clevis End, Turn Buckle, Clip Locking</p> <p>Steel Alloy Steel</p> <p>SUPERSEDES AN161, AN162; NAS645 NAS646 (SEE NOTES)</p> 
<p><b>MS 20426-20470</b></p> <p>Rivets, Solid and Tubular</p> <p>Aluminum Al Alloy CRES. Steel Monel Copper Steel</p> <p>100° CTSK</p>  <p>Round Head Flat Head Universal Head</p> <p>SUPERSEDES AN426/AN427 (In Part) AN435/AN450/AN470</p>	<p><b>MS 20995</b></p> <p>Wire, Lock</p> <p>CRES. Steel</p>  <p>SUPERSEDES AN995</p>	<p><b>MS 21254-21255</b></p> <p>Eye End, Turn Buckle</p> <p>Steel Alloy Steel</p> <p>SUPERSEDES AN165, AN170; NAS648, NAS647 (SEE NOTES)</p> 
<p><b>MS 20500-20501</b></p> <p>Nuts, Self-Locking Hexagon and Plate 1200°F</p> <p>CRES. Steel 3B Fit</p>  <p><b>MS 20500</b></p>	<p><b>MS 21000-21001</b></p> <p>Pin, Flathead Hi-Shear</p> <p>Steel (Heat Treated)</p> 	<p><b>MS 21256</b></p> <p>Clip, Locking Turn Buckle</p> <p>CRES. Steel</p> 
<p><b>MS 20600-20606</b></p> <p>Rivet, Blind Structural &amp; Non-Structural</p> <p>Al Alloy Monel</p>  <p><b>MS 20600</b></p>	<p><b>MS 21025</b></p> <p>Nut, Castellated Bearing Retaining</p> <p>Steel Alloy Steel 3B Fit</p> <p>Inactive for Design</p> 	<p><b>MS 21258</b></p> <p>Washer, Key Retaining</p> <p>Steel</p> <p>SUPERSEDES AN7503</p> 
<p><b>MS 20613-20615</b></p> <p>Rivet, Solid Universal</p> <p>Steel CRES. Steel Monel Copper</p>  <p>SUPERSEDES MS 20435 (In Part)</p>	<p><b>MS 21040</b></p> <p>Nut, Self-Locking Hexagonal, 500°F INACTIVE FOR DESIGN—USE MS 21042</p> <p>Steel</p> 	<p><b>MS 21259-21260</b></p> <p>Terminal Wire Rope Stud</p> <p>SUPERSEDES AN666/AN669</p> 
<p><b>MS 20613-20615</b></p> <p>Rivet, Solid Universal</p> <p>Steel CRES. Steel Monel Copper</p>  <p>SUPERSEDES MS 20435 (In Part)</p>	<p><b>MS 21042-21046</b></p> <p>Nut, Self-Locking Ring Base</p> <p>Steel CRES. Steel Al Alloy Monel</p> <p>SUPERSEDES MS 20365, AN366, NAS1021, AN363</p> 	<p><b>MS 21261</b></p> <p>Woodruff Key, Chamfered</p> <p>Alloy Steel Available in CRES.</p> <p>SUPERSEDES AN280 (In Part)</p> 

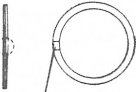
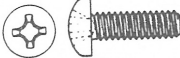
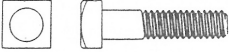
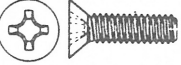
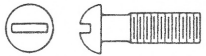
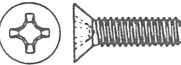
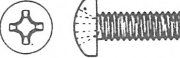

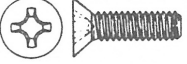
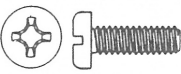

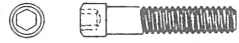
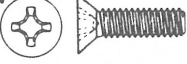
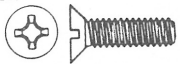

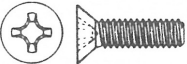

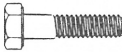
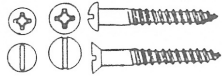

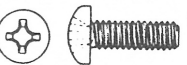
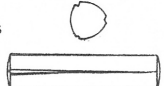
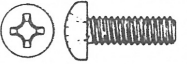

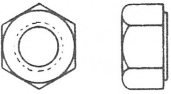

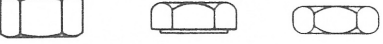







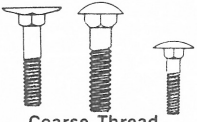


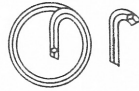

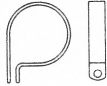
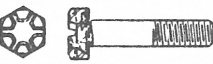



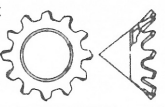






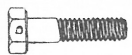
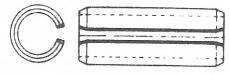
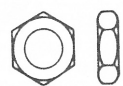
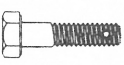

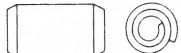
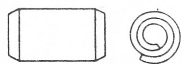






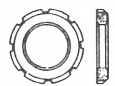
<p><b>MS 21262</b></p> <p>Socket Head Cap Screw (Hex) Self-Locking 250° F. 1960 Series</p>  <p>Alloy Steel Available in CRES. 3A Fit</p>  <p>Head Marking</p> 	<p><b>MS 21316-21317</b></p> <p>Thumbscrew With and Without Shoulder</p>   <p>Steel 2A Fit</p> <p>Shoulder Plain</p>	<p><b>MS 21921-21935</b></p> <p>Fittings, Flareless Tubing and Cluster</p>  <p>Steel AI Alloy CRES. Steel</p> <p>MS 21926</p>
<p><b>MS 21264</b></p> <p>Nut, Jam, Drilled—Pipe Fitting</p>  <p>CRES. Steel</p> <p>SEE AN924-8</p>	<p><b>MS 21318</b></p> <p>Round Head Drive Screw</p>  <p>Steel CRES. Steel</p> <p>Type "U" Point</p>	<p><b>MS 21982</b></p> <p>Lamp, 28 Volt Incandescent</p> 
<p><b>MS 21266</b></p> <p>Grommet Plastic Edging</p>  <p>Nylon TFE</p>	<p><b>MS 21321</b></p> <p>Switch, Sealed Sensitive</p>  <p>CRES. Steel Steel</p>  <p>HEX NUT (1-5/8-24 NEF)</p>  <p>Lockwasher (Internal tooth)</p>  <p>Washer, Keyway (MS 25081-3)</p>	<p><b>MS 22002</b></p> <p>Link, Parachute Removable Connector</p>  <p>Steel</p>
<p><b>MS 21268-21271</b></p> <p>Screws, Instrument National Miniature Slotted</p>     <p>Brass CRES. Steel</p> <p>Fillister Head Pan Head 100° Flat Head Binding Head</p>	<p><b>MS 21322/3</b></p> <p>Clamp, Loop Plain and Cushioned</p>   <p>Aluminum AI Clad</p>	<p><b>MS 22003-22010</b></p> <p>Link, Lap, Aircraft Safety Belt; Bar Adjuster; Shoulder Harness; Release</p>  <p>Steel See AN6043</p>
<p><b>MS 21277-21294</b></p> <p>Screw, Bolt 12 Pt. Extended Washer Head Drilled and Undrilled</p>  <p>AMS535 (A-286) 3A Fit</p>	<p><b>MS 21324-7</b></p> <p>Snapslide Fasteners Style III, IV</p>  <p>CRES. Steel</p>	<p><b>MS 22011-22022</b></p> <p>Connectors Parachute</p>  <p>CRES. Steel</p>
<p><b>MS 21295</b></p> <p>Socket Head Cap Screw (Hex) Self-Locking 250° F. 1960 Series</p>  <p>CRES. Steel Available in Alloy Steel 3A Fit</p> <p>Head Marking</p> 	<p><b>MS 21332</b></p> <p>Fastener, Snapslide</p>  <p>CRES. Steel Phos. Bronze</p> <p>SUPERSEDES AN3195</p>	<p><b>MS 24017</b></p> <p>Nut, Plain Hexagon, Mounting</p>   <p>Brass Steel 2B Fit</p>
<p><b>MS 21301</b></p> <p>Bolt, Shoulder Hex and Spine Socket</p>    <p>Steel 3A Fit Available in CRES.</p>	<p><b>MS 21333-21334</b></p> <p>Clamp, Loop Plain and Cushioned</p>   <p>Steel</p>	<p><b>MS 24127</b></p> <p>Nut, Plain Hexagon</p>   <p>Nylon 2B Fit</p>
<p><b>MS 21304</b></p> <p>Nut, Plain Square</p>   <p>Steel 2B Fit</p>	<p><b>MS 21900-21918</b></p> <p>Fittings, Flareless Tube</p>  <p>CRES. Steel Steel AI Alloy</p> <p>MS 21912</p>	<p><b>MS 24318</b></p> <p>Switch, Push</p>   <p>AI Alloy</p>
<p><b>MS 21305-21308</b></p> <p>Washers; Cushion, Flat Round, Flat Square, Saddle</p>   <p>Steel</p> <p>Flat Round Flat Square</p>	<p><b>MS 24319</b></p> <p>Boot, Joggle Switch</p>  <p>Silicone</p> <p>SUPERSEDES AN3224/AN3247 Inactive For Design—Use MIL-B-5423/3</p>	<p><b>MS 21314-21315</b></p> <p>Strap, Retaining Two Hole, For Pipe Conduit, Cable and Tubing</p>  <p>Steel</p>
<p><b>MS 21919-21920</b></p> <p>Clamp, Loop and Hose</p>  <p>AI Alloy Steel CRES. Steel</p>	<p><b>MS 24371</b></p> <p>Boot, Toggle Switch</p>   <p>Silicone</p>	



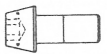

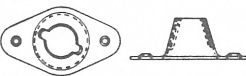

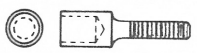

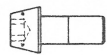

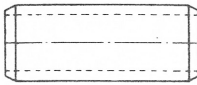




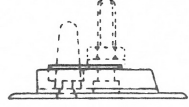
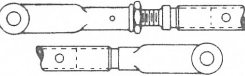




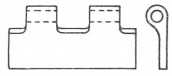
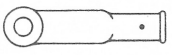
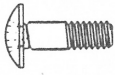
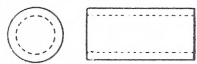
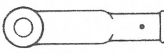
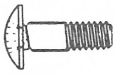


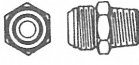
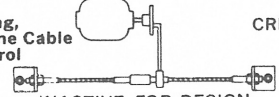


<p><b>MS 24388-24405</b></p> <p>Fittings, Flared and Flareless</p>  <p>Al Alloy CRES. Steel</p> <p><b>MS 24388</b></p>	<p><b>MS 24639-24642</b></p> <p>Tapping Screws Type "B" Slotted</p>  <p>Steel CRES. Steel</p> <p>82° Flat Head Pan Head</p>	<p><b>MS 25089</b></p> <p>Switch, Push, Moistureproof</p> 									
<p><b>MS 24566</b></p> <p>Pulley, Control</p>  <p>Non-Metallic</p> <p>REPLACES AN210 (In Part)</p>	<p><b>MS 24643-24646</b></p> <p>Tapping Screws Type "BF" Slotted</p>  <p>Steel CRES. Steel</p> <p>82° Flat Head Pan Head</p>	<p><b>MS 25221-25225</b></p> <p>Guard, 2 or 3 Position Toggle Switch</p>  <p>Steel Plastic</p>									
<p><b>MS 24583</b></p> <p>82° Flat Head Machine Screw Phillips Recessed</p>  <p>Steel 2A Fit</p> <p>REPLACES MS 35192/31 (In Part)</p>	<p><b>MS 24647-24650</b></p> <p>Tapping Screws Thread Cutting Type "F" Slotted</p>  <p>Steel CRES. Steel</p> <p>82° Flat Head Pan Head</p>	<p><b>MS 25226-25227</b></p> <p>Bus, Terminal Board; Strip</p>  <p>Copper Plastic</p>									
<p><b>MS 24584</b></p> <p>Pan Head Machine Screw—Phillips Recess</p>  <p>Steel 2A Fit</p> <p>REPLACES MS 35208/9 (In Part)</p>	<p><b>TAPPING SCREW STYLE CHART</b></p> <table border="0"> <tr> <td>TYPE "A"</td> <td>TYPE "B"</td> <td>TYPE "BF"</td> </tr> <tr> <td>TYPE "BG"</td> <td>TYPE "BT"</td> <td>TYPE "D"</td> </tr> <tr> <td>TYPE "F"</td> <td>TYPE "G"</td> <td>TYPE "T"</td> </tr> </table>	TYPE "A"	TYPE "B"	TYPE "BF"	TYPE "BG"	TYPE "BT"	TYPE "D"	TYPE "F"	TYPE "G"	TYPE "T"	<p><b>MS 25231-25243</b></p> <p>Lamps, Incandescent</p> 
TYPE "A"	TYPE "B"	TYPE "BF"									
TYPE "BG"	TYPE "BT"	TYPE "D"									
TYPE "F"	TYPE "G"	TYPE "T"									
<p><b>MS 24594</b></p> <p>Switch, Sensitive-Plunger Type—High Temperature</p>  <p>CRES. Steel</p>	<p><b>MS 24661/2</b></p> <p>Rivet, Blind, Drive, CTSK. &amp; Universal</p>  <p>Aluminum Steel</p>	<p><b>MS 25256-25258</b></p> <p>Light, Indicators</p> 									
<p><b>MS 24612-24614</b></p> <p>Switches, Toggle</p>  <p>Per Mil-S-8834</p>	<p><b>MS24667-24672</b></p> <p>Screw, Cap, Socket Head, Flat Countersunk, 82°</p>  <p>Alloy Steel CRES. Steel</p>	<p><b>MS 25281</b></p> <p>Clamp, Loop-Plastic</p>  <p>Nylon</p> <p>SUPERSEDES MS 39014</p>									
<p><b>MS 24615-24618</b></p> <p>Tapping Screws Type "A" Phillips Recessed</p>  <p>Steel CRES. Steel</p> <p>82° Flat Head Pan Head</p>	<p><b>MS24673-24678</b></p> <p>Screw, Cap, Socket Head, Hexagon, Drilled 1960 Series</p>  <p>Alloy Steel CRES. Steel 3A Fit</p>	<p><b>MS 25301</b></p> <p>Boot, Circuit Breaker</p>  <p>Silicone Rubber</p>									
<p><b>MS 24619-24622</b></p> <p>Tapping Screws Type "B" Phillips Recessed</p>  <p>Steel CRES. Steel</p> <p>82° Flat Head Pan Head</p>	<p><b>MS 24689</b></p> <p>Nut, Plain Hexagon Track</p>  <p>Steel Alloy Steel</p>	<p><b>MS 25311-25312</b></p> <p>Ferrule, Shield Grounding and Tool</p>  <p>Brass Nylon Mil-F-21608</p>									
<p><b>MS 24623-24626</b></p> <p>Tapping Screws Type "BF" Phillips Recessed</p>  <p>Steel CRES. Steel</p> <p>82° Flat Head Pan Head</p>	<p><b>MS 24692</b></p> <p>Pin, Tapered Plain</p>  <p>CRES. Steel Steel</p>	<p><b>MS 25397</b></p> <p>Light Indicator</p>  <p>CANCELLED—No Superseding Standard</p>									
<p><b>MS 24627-24630</b></p> <p>Tapping Screws Thread Cutting Type "F" Phillips Recessed</p>  <p>Steel CRES. Steel</p> <p>82° Flat Head Pan Head</p>	<p><b>MS 25081</b></p> <p>Washer Key</p>  <p>Steel CRES. Steel</p>	<p><b>MS 25435-25438</b></p> <p>Terminal Lug, Crimp Style, Aircraft</p>  <p>Aluminum</p>									
<p><b>MS 24635-24638</b></p> <p>Tapping Screws Type "A" Slotted</p>  <p>Steel CRES. Steel</p> <p>82° Flat Head Pan Head</p>	<p><b>MS 25087</b></p> <p>Screw, Externally Relieved Body</p>  <p>Steel Class 2 Fit</p>	<p><b>MS 25440</b></p> <p>Washer, Flat</p>  <p>Steel Brass</p> <p>For Use with Aircraft Aluminum Terminals</p>									

<p><b>MS 27039</b></p> <p>Pan Head, Machine Screw Phillips</p> <p>Al Alloy Mang. Bronze Alloy Steel CRES. Steel (A-286) 3A Fit</p> 	<p><b>MS 27952</b></p> <p>Nut, Plain Hexagon Left Hand</p>  <p>Steel</p>	<p><b>MS 28741</b></p> <p>Hose Assembly</p>  <p>SUPERSEDES AN6264, AN6271</p>
<p><b>MS 27040</b></p> <p>Nuts, Plain Square</p>  <p>Steel</p>	<p><b>MS 27953-27954</b></p> <p>Bolt, Hook; Body; Turn-Buckle</p>  <p>Steel</p>	<p><b>MS 28742-28747</b></p> <p>Fitting, End Hose, Swivel</p>  <p>Al Alloy Steel</p>
<p><b>MS 27051</b></p> <p>Washer, Slotted</p>  <p>Steel Available in CRES.</p>	<p><b>MS 27955</b></p> <p>Nut, Plain Round, Spanner</p>  <p>Alloy Steel</p>	<p><b>MS 28749-28750</b></p> <p>Elbow, Swivel</p>  <p>Al Alloy</p>
<p><b>MS 27111-27112</b></p> <p>Washer, Key-Flat; Key-Bent</p>  <p>MS 27111</p> <p>Steel Alloy Steel</p>	<p><b>MS 27956-27964</b></p> <p>Hinge, Butt</p>  <p>Steel Aluminum Brass Bronze</p>	<p><b>MS 28751</b></p> <p>Hose, Assembly High Pressure</p>  <p>Per Mil-H-5512</p>
<p><b>MS 27120</b></p> <p>Clevis, Rod End Turn Buckle</p>  <p>Steel</p>	<p><b>MS 27965-27973</b></p> <p>Hasp-Hinged</p>  <p>Steel</p>	<p><b>MS 28752-28755</b></p> <p>Fitting End, Self-Sealing</p>  <p>Al Alloy</p>
<p><b>MS 27128</b></p> <p>Nut, Plain, Welding</p>  <p>Steel</p>	<p><b>MS 27974</b></p> <p>Turnbuckles Assemblies</p>  <p>Steel</p>	<p><b>MS 28756-28759</b></p> <p>Hose Assembly</p>  <p>SUPERSEDES AN6292 (In Part)</p>
<p><b>MS 27129</b></p> <p>Washer, Finishing Countersunk 80°-82°</p>  <p>Brass Steel CRES. Steel</p>	<p>Bolt, Eye-MS 27950      Body-MS 27954 Bolt, Hook-MS 27953 Clevis Rod End-MS 27120 Nut Plain L.H. MS 27952 Studwelding MS 27951 Nut Plain R.H. MS 35691</p>	<p><b>MS 28774</b></p> <p>Retainer</p> 
<p><b>MS 27130-27131</b></p> <p>Nut, Blind Rivet</p>  <p>Steel Al Alloy</p>	<p><b>MS 27975-27976</b></p> <p>Clevis, Rod End</p>  <p>Steel</p>	<p><b>MS 28775</b></p> <p>Packing "O" Ring</p>  <p>Per Mil-P 25732</p>
<p><b>MS 27183</b></p> <p>Washer, Flat Round</p>  <p>Steel</p> <p>SUPERSEDES MS 15795 (In Part)</p>	<p><b>MS 27977-86</b></p> <p>Fasteners, Snap Styles 1, 1A, 1B, 2, 2A, 3, 4, 5, 6, 7</p>  <p>Brass</p>	<p><b>MS 28776</b></p> <p>Scraper Hydraulic Piston Rod</p>  <p>Per Mil-S-5049</p>
<p><b>MS 27186-27187</b></p> <p>Plug, End, Seal</p>  <p>Plastic</p>	<p><b>MS 27990</b></p> <p>Pin, Straight Hinge</p>  <p>Aluminum Brass Steel CRES. Steel Bronze</p>	<p><b>MS 28777</b></p> <p>Ring, Hydraulic Fitting</p>  <p>Mil-R-5521</p>
<p><b>MS 27950-27951</b></p> <p>Bolt, Eye; Stud Welding Turnbuckle</p>  <p>Steel</p>	<p><b>MS 28720</b></p> <p>Filter, Aircraft Hydraulic</p>  <p>Per Mil-F-5504</p>	<p><b>MS 28778</b></p> <p>Packing—Preformed</p>  <p>Mil-G-5510</p>

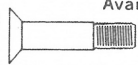
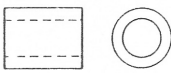



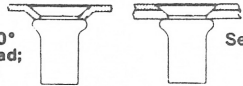


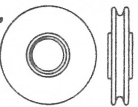






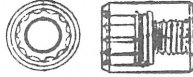

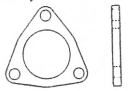
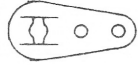
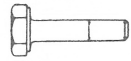
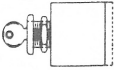


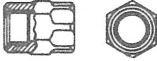
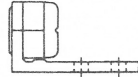


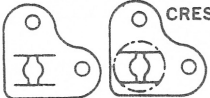

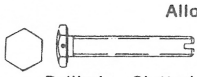





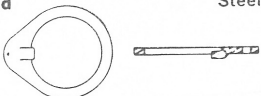
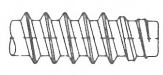
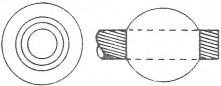


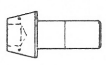
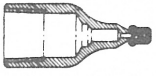
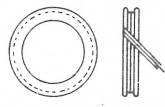

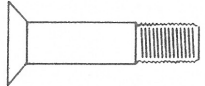



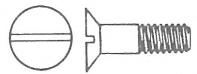
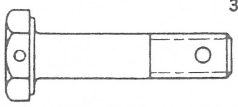

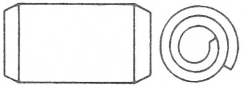


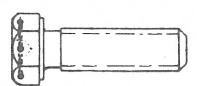
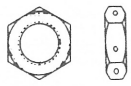

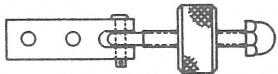
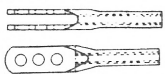
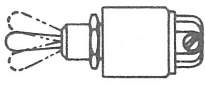
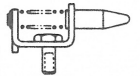
<p><b>MS 28782-28783</b></p> <p>Retainer, Packing; Ring Back-Up</p>  <p>Teflon</p>	<p><b>MS 35216-35217</b></p> <p>Pan Head Machine Screw Phillips Recessed</p>  <p>CRES. Steel 2A Fit</p>	<p><b>MS 35354-35356</b></p> <p>Bolt, Machine Square Head Unfinished</p>  <p>Steel 2A Fit</p> <p>Coarse Thread Only</p>
<p><b>MS 35188-35193</b></p> <p>82° Flat Head Machine Screw Phillips Recessed</p>  <p>Steel 2A Fit</p> <p>Coarse and Fine Threads CANCELLED—USE MS 24583</p>	<p>Coarse and Fine Thread</p>	<p><b>MS 35357-35366</b></p> <p>Machine Screw Designs (Inactive)</p> 
<p><b>MS 35194-35197</b></p> <p>82° Flat Head Machine Screw Phillips Recessed</p>  <p>Steel 2A Fit</p> <p>Coarse and Fine Threads CANCELLED—IN PART</p>	<p><b>MS 35218-35219</b></p> <p>Pan Head Machine Screw Phillips Recessed</p>  <p>Al Alloy 2A Fit</p>	<p><b>MS 35425-35426</b></p> <p>Nut, Plain Wing</p>  <p>Steel Brass Available in CRES. Steel 2B Fit</p> <p>Coarse and Fine Thread SUPERSEDES AN350 (In Part)</p>
<p><b>MS 35198-35199</b></p> <p>82° Flat Head Machine Screw Phillips Recessed</p>  <p>Brass 2A Fit</p> <p>Coarse and Fine Threads SUPERSEDES MS 35196, MS 35245, MS 35247, MS 35358 (In Part) and MS 35363 (In Part)</p>	<p>Coarse and Fine Thread SUPERSEDES MS 35235, MS 35313 and In Part MS 35357, MS 35359, MS 35362; MS 35364-MS 35366, AN515 and AN526</p> <p><b>MS 35221-35236</b></p> <p>Pan Head Machine Screw Slotted</p>  <p>Al Alloy Brass Steel CRES. Steel 2A Fit</p> <p>Coarse and Fine Thread</p>	<p><b>MS 35430-35433</b></p> <p>Terminal, Lug, Solder Type</p>  <p>Copper</p> <p><b>MS 35455-35461</b></p> <p>Cap Screw, Socket Hexagon 1936 Series</p>  <p>Alloy Steel CRES. Steel 3A Fit</p> <p>Coarse and Fine Thread</p>
<p><b>MS 35200-35201</b></p> <p>82° Flat Head Machine Screw Phillips Recessed</p>  <p>CRES. Steel 2A Fit</p> <p>Coarse and Fine Thread</p>	<p><b>MS 35237-35262</b></p> <p>82° Flat Head Machine Screw Slotted</p>  <p>Al Alloy Brass Steel CRES. Steel 2A Fit</p> <p>Coarse and Fine Thread</p>	<p><b>MS 35489-35490</b></p> <p>Grommets</p>  <p>Rubber</p>
<p><b>MS 35202-35203</b></p> <p>82° Flat Head Machine Screw Phillips Recessed</p>  <p>Al Alloy 2A Fit</p> <p>Coarse and Fine Thread SUPERSEDES MS 35251, MS 35358 (In Part), MS 35363 (In Part)</p>	<p><b>MS 35263-35278</b></p> <p>Drilled Filler Head Slotted</p>  <p>Al Alloy Brass Steel CRES. Steel 2A Fit</p> <p>Coarse and Fine Thread</p> <p><b>MS 35289-35314</b></p> <p>Cap Screw Hexagon Head Finished</p>  <p>Al Alloy Alloy Steel Steel CRES. Steel Brass Monel 2A Fit</p>	<p><b>MS 35492-35495</b></p> <p>Wood Screws Phillips Recessed, Slotted</p>  <p>Brass Steel</p> <p>82° Flat Head Round Head</p> <p><b>MS 35649-35650</b></p> <p>Nut, Plain, Hex Machine Screw</p>  <p>Steel Steel 2B Fit CRES.</p> <p>Coarse and Fine Thread</p>
<p><b>MS 35204-35211</b></p> <p>Pan Head Machine Screw Phillips Recessed</p>  <p>Steel Per FF-S-92 2A Fit</p> <p>Coarse and Fine Thread Use MS 24584 Cancelled—(In Part)</p>	<p><b>HEAD MARKINGS</b></p> <p>MS 35300 Steel, Phos. Finish MS 35301-MS 35306 Alloy Steel MS 35307-MS 35308 CRES. Steel</p> <p>Coarse and Fine Thread</p>	<p><b>MS 35671-35679</b></p> <p>Grooved Pin, Headless</p>  <p>Brass Steel CRES. Steel</p>
<p><b>MS 35212-35215</b></p> <p>Pan Head Machine Screw Phillips Recessed</p>  <p>Brass 2A Fit</p>	<p><b>MS 35333-35336</b></p> <p>Washer, Lock Toothed</p>  <p>Steel CRES. Steel Phos. Bronze</p>	<p><b>MS 35690-35691</b></p> <p>Nut, Plain Hexagon Finished, Jam</p>  <p>Steel CRES. Steel 2B Fit</p>
<p>Coarse and Fine Thread SUPERSEDES MS 35229, MS 35364, MS 35366; AN515 and AN520 (In Part)</p>	<p><b>MS 35337-35340</b></p> <p>Lock Washer Split, Spring Light, Medium Heavy, Extra Heavy</p>  <p>Steel CRES. Steel Phos. Bronze Monel</p>	<p>Finished Jam Slotted Coarse and Fine Thread</p> 

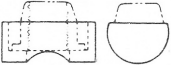
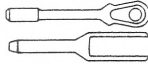
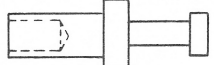
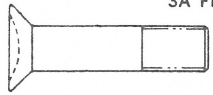
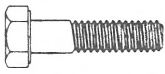
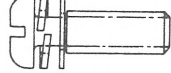


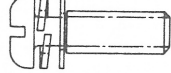

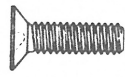

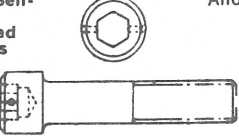


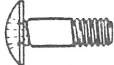
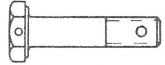
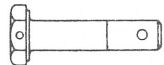




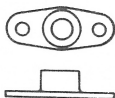

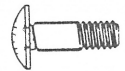

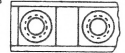

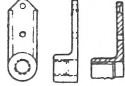
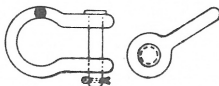
<p><b>MS 35743-35745</b></p> <p>Rivets  Steel Copper</p> <p>Per 90° CTSK. Belt</p>	<p><b>MS 45905</b></p> <p>Nut, Plain Hexagon Left Hand   Steel CRES. Steel 2B Fit</p>	<p><b>MS 122026-122075</b></p> <p>Washer, Lock Spring   Steel</p>																
<p><b>MS 35751-35754</b></p> <p>Carriage Bolt, Round Head; Truss Head; Flat Elevator; Plow  Steel 2A Fit</p> <p>Coarse Thread</p>	<p><b>MS 51017-51052</b></p> <p>Set Screws Hexagon Socket   Alloy Steel CRES. Steel 3A Fit</p> <p>Coarse and Fine Thread</p>	<p><b>MS 122076-122275</b></p> <p>Insert, Helical Coil  CRES.</p>																
<p><b>MS 35756</b></p> <p>Key, Woodruff  Alloy Steel</p>	<table border="1" data-bbox="592 472 1031 588"> <thead> <tr> <th colspan="4">SET SCREW POINT STYLES</th> </tr> <tr> <th>Cup Point</th> <th>Knurled</th> <th colspan="2">Hexagon</th> </tr> <tr> <th colspan="4">OTHER POINT STYLES</th> </tr> </thead> <tbody> <tr> <td>Flat Point</td> <td>Cone Point</td> <td>Half-Dog Point</td> <td>Oval Point</td> </tr> </tbody> </table>	SET SCREW POINT STYLES				Cup Point	Knurled	Hexagon		OTHER POINT STYLES				Flat Point	Cone Point	Half-Dog Point	Oval Point	<p><b>MS 122900-122939</b></p> <p>Clamp Loop (Heat Resistant)  Steel</p>
SET SCREW POINT STYLES																		
Cup Point	Knurled	Hexagon																
OTHER POINT STYLES																		
Flat Point	Cone Point	Half-Dog Point	Oval Point															
<p><b>MS 35763-35764</b></p> <p>Bolt, Self-Locking Hexagon Head  Steel 2A Fit</p> <p>Coarse and Fine Thread</p>	<p><b>MS 51053</b></p> <p>Set Screws Splined Socket   Alloy Steel Available in CRES. 3A Fit</p> <p>Coarse and Fine Thread</p>	<p><b>MS 124651-124850</b></p> <p>Insert, Helical Coil  CRES.</p>																
<p><b>MS 35790</b></p> <p>Washer Lock 100° CTSK External Tooth  Steel Phos. Bronze</p>	<p><b>MS 51054</b></p> <p>Set Screw—Square Head Cup Point  Steel 2A Fit</p>	<p><b>MS 134351-134440</b></p> <p>Ball, Precision Grade  CRES. Steel</p>																
<p><b>MS 35810</b></p> <p>Pin, Headed (Clevis)  Steel</p>	<p><b>MS 51056-51060</b></p> <p>Set Screw—Slotted  Brass CRES. Steel 2A Fit</p> <p>Coarse and Fine Thread CANCELLED—USE MS 51031, MS 51032, MS 51038-MS 51040</p>	<p><b>MS 150451-150500</b></p> <p>Ball  Steel</p>																
<p><b>MS 35914</b></p> <p>Insert, Screw Thread, Self Tapping  CRES. Steel Steel 2B Fit</p>	<p><b>MS 51093-51102</b></p> <p>Screw, Cap Hexagon Head Drilled Head  Alloy Steel Steel CRES. Steel Al Alloy 2A Fit</p> <p>HEAD MARKINGS Coarse and Fine Thread</p>	<p><b>MS 171401-171900</b></p> <p>Pin, Spring  CRES. Steel</p>																
<p><b>MS 39081</b></p> <p>Nut, Coupling Electrical, Plain Hex  Al Alloy 2B Fit</p> <p>SUPERSEDES AN3066</p>	<p><b>MS 51102-51112</b></p> <p>Screw, Cap Hexagon Head Drilled Shank  Alloy Steel Steel CRES. Steel Al Alloy 2A Fit</p> <p>HEAD MARKINGS Coarse or Fine Thread</p>	<p><b>MS 172201-172235</b></p> <p>Washer, Key Bearing, Retaining  Steel</p>																
<p><b>MS 39086</b></p> <p>Pins, Spring, Tubular, Coiled  Steel CRES. Steel</p>	<p><b>MS 51923</b></p> <p>Pins, Spring, Tubular, Coiled  Steel CRES. Steel</p>	<p><b>MS 172236-172270</b></p> <p>Nut, Spanner Bearing, Retaining  Steel</p>																
<p><b>MS 45901</b></p> <p>Washer, Flat Electrical  Brass</p>	<p><b>MS 63040</b></p> <p>Washer, Flat  Steel</p> <p>SUPERSEDES AN970</p>	<p><b>MS 172271-172320</b></p> <p>Washer, Key  Steel</p>																
<p><b>MS 45904</b></p> <p>Washer, Lock Internal-External Tooth  Steel</p>	<p><b>MS 75013.</b></p> <p>Pins, Straight Headless  CRES. Steel</p>	<p><b>MS 172321-172370</b></p> <p>Nut, Spanner Aeronautical  Steel</p>																



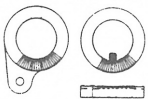





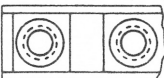
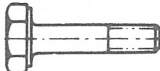


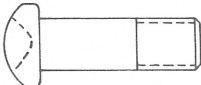

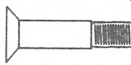
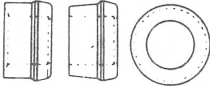
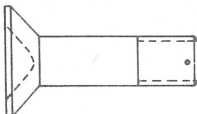


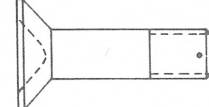
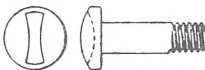
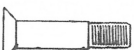
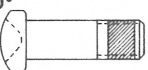
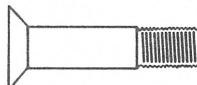
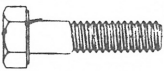

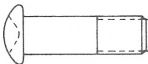
<p><b>NAS1</b></p> <p>100° Countersunk Rivet</p>  <p>See Spec.</p> <p>SUPERSEDED BY AN426</p>	<p><b>NAS50-51</b></p> <p>Rings-Internal, External Retaining</p>  <p>Steel Beryllium Copper</p>	<p><b>NAS144-158</b></p> <p>Bolt, Internal Wrenching</p>  <p>Alloy Steel</p>
<p><b>NAS2</b></p> <p>Lubrication Fittings</p>  <p>See Spec.</p> <p>INACTIVE FOR NEW DESIGN—USE AN944</p>	<p><b>NAS67-69</b></p> <p>Guide, Fastener Cowl Type</p>  <p>Steel</p>	<p><b>NAS170-171</b></p> <p>Clevis, Engine Control Rod; For Welding</p>  <p>Steel</p>
<p><b>NAS4-5</b></p> <p>Rod End</p>  <p>Alloy Steel Steel</p>	<p><b>NAS70</b></p> <p>Washer, Flat</p>  <p>Alclad Steel CRES. Steel Brass Vulc. Fibre Phenolic</p>	<p><b>NAS172-176</b></p> <p>Bolt, Internal Wrenching</p>  <p>Alloy Steel 3A Fit</p>
<p><b>NAS12</b></p> <p>Screws, Captive</p>  <p>Al Alloy</p> <p>INACTIVE FOR DESIGN</p>	<p><b>NAS75-77</b></p> <p>Bushing, Plain and Flanged, Press Fit</p>  <p>Steel Al Bronze</p>	<p><b>NAS183-184</b></p> <p>Studs Coarse and Fine Thread</p>  <p>Steel</p>
<p><b>NAS15-16</b></p> <p>Joint, Universal—Male and Female</p>  <p>See Spec.</p> <p>INACTIVE FOR DESIGN</p>	<p><b>NAS91-93</b></p> <p>Rod Assembly, Adjustable Clevis Ends</p>  <p>Steel</p> <p>AN486 NAS94 AN316 INACTIVE FOR DESIGN</p>	<p><b>NAS185</b></p> <p>Spacer, Split Screw and Bolt</p>  <p>Steel Alclad</p>
<p><b>NAS21</b></p> <p>Strip, Terminal Board</p>  <p>Plastic</p>	<p><b>NAS95-97</b></p> <p>Rod Assembly Fixed and Adjustable Ends</p>  <p>INACTIVE FOR DESIGN</p>	<p><b>NAS192</b></p> <p>Post, Binding Terminal Board</p>  <p>Steel</p>
<p><b>NAS34-45</b></p> <p>Pulley</p>  <p>Phenolic Al Alloy</p>	<p><b>NAS98-100</b></p> <p>Rod Assembly Adjustable Clevis Ends</p>  <p>Steel</p> <p>AN486 NAS101-2 AN316 INACTIVE FOR DESIGN</p>	<p><b>NAS200-203</b></p> <p>Round Head and 100° Countersunk Machine Screws</p>  <p>Steel Brass</p> <p>Phillips Recessed Frearson Recessed</p>
<p><b>NAS40-41</b></p> <p>Hinge, Half Continuous; Pin Continuous</p>  <p>Al Alloy Steel</p>	<p><b>NAS103-118</b></p> <p>Rod Assembly Adjustable Clevis Ends</p>  <p>Steel Al Alloy</p> <p>AN486 NAS103-110 AN316 AN665 INACTIVE FOR DESIGN</p>	<p><b>NAS220-227</b></p> <p>Brazier Head Machine Screws</p>  <p>Al Alloy Alloy Steel Mang. Bronze CRES. Steel (A-286)</p>
<p><b>NAS42-43</b></p> <p>Spacer, Rivet; Screw and Bolt</p>  <p>Al Alloy Alloy Steel Steel</p>	<p><b>NAS119</b></p> <p>Riveted Assembly</p>  <p>Al Alloy</p> <p>INACTIVE FOR DESIGN—USE NAS355</p>	<p><b>NAS228-235</b></p> <p>Brazier Head Machine Screw</p>  <p>Al Alloy Bronze Alloy Steel</p> <p>Frearson Recessed INACTIVE FOR DESIGN SEE NAS220-224; NAS623</p>
<p><b>NAS44</b></p> <p>Busbar Electrical</p>  <p>Copper Al Alloy</p>	<p><b>NAS139-140</b></p> <p>Studs, Coarse and Fine Thread</p>  <p>Steel</p> <p>SUPERSEDED BY NAS183/184</p>	<p><b>NAS245-276</b></p> <p>Fittings; Nipple, Unions, Elbows, Plugs</p>  <p>Plastic</p> <p>INACTIVE FOR DESIGN</p>
<p><b>NAS49</b></p> <p>Fitting, Engine Cable Control</p>  <p>Al Alloy CRES. Steel Steel</p> <p>INACTIVE FOR DESIGN</p>	<p><b>NAS143</b></p> <p>Washers, Countersunk and Plain</p>  <p>Chrome Molybdenum Steel</p> <p>INACTIVE FOR DESIGN—SEE MS 20002 for use with Bolts NAS144-158 and NAS172-176</p>	<p><b>NAS302-310/312-320/322-330</b></p> <p>Cable Assembly Swaged Type—Terminal Type I and II</p>  <p>Steel CRES.</p>



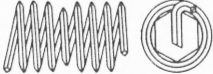
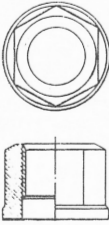

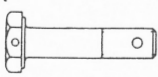

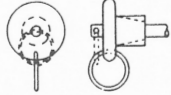



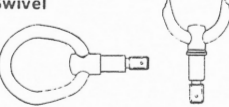

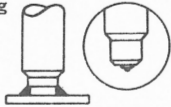

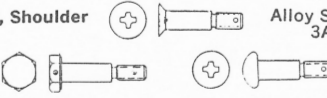
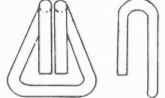

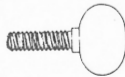

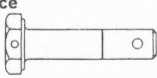

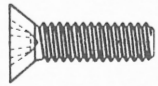

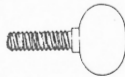
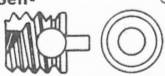
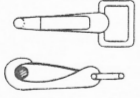
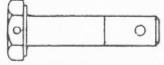


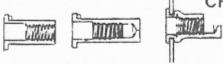
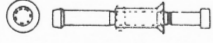
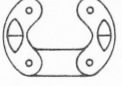
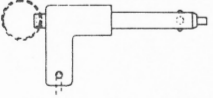

<p><b>NAS333-340</b> 100° Close Tolerance Bolt, High Strength Drilled and Undrilled</p>  <p>Steel Available in Ti Alloy 3A Fit</p> <p>INACTIVE FOR DESIGN HEAD MARKING—NAS PART NO. AND Δ</p>	<p><b>NAS429-430</b> Bearing-Sintered, Plain</p>  <p>Sintered Metal Copper Base Iron Base</p>	<p><b>NAS451</b> Plug, Button</p>  <p>Steel Brass</p> <p>INACTIVE FOR DESIGN</p>
<p><b>NAS354-362</b> Control Rod, Tube Assembly</p>  <p>Steel Al Alloy</p>	<p><b>NAS431-432</b> Bearing-Ball, Rod End Type</p>  <p>Steel CRES. Steel</p> <p>INACTIVE FOR DESIGN</p>	<p><b>NAS452-453</b> Rivnut-100° CTSK. Head; Flat Head</p>  <p>See Spec.</p> <p>INACTIVE FOR DESIGN</p>
<p>Rod-Ends See AN481-490 Rivets See MS 20470 SUPERSEDES NAS97, NAS101, NAS109, NAS110, NAS114, NAS119</p>	<p><b>NAS434-435</b> Clamp, Loop Type, Sheet Metal Nut</p>  <p>Al Alloy Steel</p> <p>INACTIVE FOR DESIGN</p>	<p><b>NAS454-455</b> Rivet, Blind</p>  <p>Al Alloy</p> <p>INACTIVE FOR DESIGN</p>
<p><b>NAS376-379</b> Pulley-Control Secondary, Flight, Heavy Duty</p>  <p>CRES. Steel Al Alloy</p>	<p><b>NAS436-437</b> Clamp-Harness Wire Bundle</p>  <p>Steel</p> <p>INACTIVE FOR DESIGN</p>	<p><b>NAS456-457</b> Ring Locking and Sleeve</p>  <p>Steel</p> <p>INACTIVE FOR DESIGN</p>
<p><b>NAS382-383</b> Bushing-Pulley, Bearing</p>  <p>Steel Phenolic</p>	<p><b>NAS442</b> Latch, Flush Type</p>  <p>CRES. Steel (Also Monel)</p>	<p><b>NAS460</b> Washer, Tab Type</p>  <p>Steel</p>
<p><b>NAS384-389</b> 100° Oval Head 82° Oval Head Phillips Recessed</p>  <p>Steel</p>	<p><b>NAS443</b> Nut, Self-Locking Internal Wrenching</p>  <p>Steel</p>	<p><b>NAS463</b> Shim, Anchor Nut, Plain</p>  <p>Steel CRES. Steel Al Alloy</p>
<p><b>NAS416-421</b> Flange-Connection, Gasket</p>  <p>Steel Al Alloy AN-HH-6-171</p>	<p><b>NAS444-445</b> Nut, Double Lug, Anchor Type; Offset</p>  <p>Steel CRES. Steel</p> <p>INACTIVE FOR DESIGN</p>	<p><b>NAS464</b> Bolt, Shear Close Tolerance</p>  <p>Steel 3A Fit</p>
<p><b>NAS423</b> Master and Ignition Switch</p>  <p>See Spec.</p>	<p><b>NAS446</b> Nut, Flat Type</p>  <p>Steel</p> <p>USE AN530 SCREW</p>	<p><b>NAS476-478</b> Clamp-Cushion Lug Type; Conduit</p>  <p>Al Alloy Syn. Rubber</p> <p>INACTIVE FOR DESIGN</p>
<p><b>NAS424</b> Coupling, Tube</p>  <p>Steel Al Alloy</p>	<p><b>NAS447-448</b> Plate Nut, Self-Locking</p>  <p>Steel Al Alloy</p> <p>INACTIVE FOR DESIGN</p>	<p><b>NAS479-482</b> Clip-Angle or Channel; Tubular; Fuse, Electrical</p>  <p>Steel Beryllium Copper</p> <p>INACTIVE FOR DESIGN</p>
<p><b>NAS427</b> Pin, Pulley Guard</p>  <p>Steel Al Alloy</p>	<p><b>NAS449</b> Nut, Anchor Type</p>  <p>CRES. Steel Steel</p> <p>INACTIVE FOR DESIGN</p>	<p><b>NAS487-489</b> Nut-Instrument Mount; "J" Type; Latching Type</p>  <p>Phos. Bronze Brass Steel</p> <p>INACTIVE FOR DESIGN</p>
<p><b>NAS428</b> Bolt-Adjusting Crowned, Hexagon Head</p>  <p>Alloy Steel 3A Fit</p> <p>Drilled Head Slotted Shank</p>	<p><b>NAS450</b> Nut Plate, Self-Locking</p>  <p>Steel Al Alloy</p> <p>INACTIVE FOR DESIGN</p>	<p><b>NAS490-491</b> Shock Mount</p>  <p>Steel Al Alloy Monel AN-1-16</p> <p>INACTIVE FOR DESIGN</p>

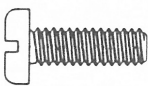
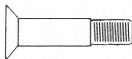
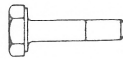

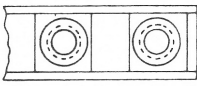
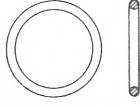
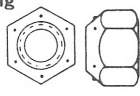


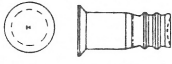
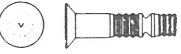
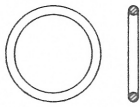

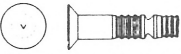
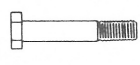
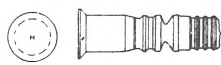
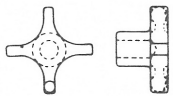
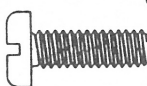
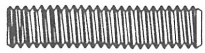

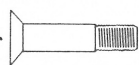
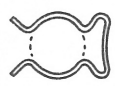
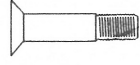
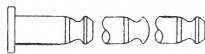
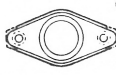
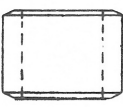
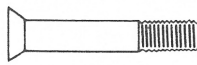
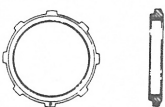
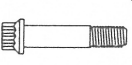
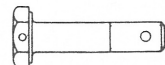


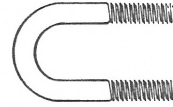
<p><b>NAS492-493</b></p> <p>Stud-Trimount; Stud <span style="float: right;">Steel Brass</span></p>  <p>INACTIVE FOR DESIGN</p>	<p><b>NAS513</b></p> <p>Washer, Rod End Locking <span style="float: right;">Steel</span></p> 	<p><b>NAS548</b></p> <p>100° Flat Head Tapping Screw Type "B" <span style="float: right;">Steel</span></p>  <p>Slotted <span style="margin-left: 100px;">Phillips</span> <span style="margin-left: 100px;">Frearson</span></p>												
<p><b>NAS494</b></p> <p>Terminal-Ball Type Cable Flanged <span style="float: right;">CRES. Steel</span></p>  <p>INACTIVE FOR DESIGN</p>	<p><b>NAS514</b></p> <p>100° Flat Head Full Threaded Machine Screw <span style="float: right;">Alloy Steel</span></p> 	<p><b>NAS549</b></p> <p>Washer, Flat <span style="float: right;">Phenolic</span></p>  <p>Optional Fittings NAS1236-NAS1240</p>												
<p><b>NAS495</b></p> <p>Bolt, Internal Wrenching High Tensile <span style="float: right;">Alloy Steel 3A Fit</span></p>  <p>INACTIVE FOR DESIGN— See MS 20004-20024</p>	<p><b>NAS516</b></p> <p>*CANCELLED</p> <p>Fitting, Lubrication <span style="float: right;">Steel</span></p> 	<p><b>NAS557</b></p> <p>Grommet Split <span style="float: right;">Nylon</span></p> 												
<p><b>NAS497</b></p> <p>Fitting Lubrication <span style="float: right;">Steel</span></p>  <p>INACTIVE FOR DESIGN</p>	<p><b>NAS517</b></p> <p>100° Close Tolerance Machine Screw <span style="float: right;">Alloy Steel Available in Ti Alloy</span></p> 	<p><b>NAS558-559</b></p> <p>Key, Square; Lock-Rod End <span style="float: right;">Steel Alloy Steel</span></p> 												
<p><b>NAS500</b></p> <p>Shim-Anchor Nut, CTSK. <span style="float: right;">Steel CRES. Steel Al Alloy</span></p> 	<p><b>NAS530</b></p> <p>Pulley, Secondary <span style="float: right;">Al Alloy</span></p>  <p>INACTIVE FOR DESIGN—SEE MS 20219</p>	<p><b>NAS560</b></p> <p>100° Structural Machine Screw, High Temperature Non-Magnetic <span style="float: right;">CRES. Steel AMS5735 (A-286) Discaloy Inconel "X" 2A &amp; 3A Fit</span></p>  <p>Head Marking Phillips Recessed Frearson Recess—INACTIVE FOR DESIGN</p>												
<p><b>NAS501</b></p> <p>Bolt, Hex Head Drilled and Undrilled <span style="float: right;">CRES. Steel 3A Fit</span></p>  <p>Dimension equivalent to AN3-20 Example of NAS Part Number ADD "A" after Dash No. for UNDRILLED (.10A) ADD "H" before Dash No. and "A" after Dash No. for DRILLED HEADS ONLY (6H10A) No. (6-10) DRILLED SHANK ONLY ADD (—) before Dash No. (6-10) DRILLED SHANK ONLY</p>	<p><b>NAS532</b></p> <p>Guard, Switch Toggle <span style="float: right;">Steel Plastic</span></p>  <p>INACTIVE FOR DESIGN—SEE MS 25214</p>	<p><b>NAS561</b></p> <p>Pins-Spring Heavy Duty <span style="float: right;">CRES. Steel Steel</span></p> 												
<p><b>NAS508</b></p> <p>Rivet, Universal Head <span style="float: right;">Monel</span></p>  <p>INACTIVE FOR DESIGN—SEE MS 20615</p>	<p><b>NAS534-536</b></p> <p>Ring, Flexible; Washer; Adapter <span style="float: right;">Al Alloy Phenolic</span></p> 	<p><b>NAS563-572</b></p> <p>Bolt, Full Thread Indented Head Drilled Head <span style="float: right;">Alloy Steel 3A Fit</span></p> 												
<p><b>NAS509</b></p> <p>Nut, Jam Drilled <span style="float: right;">Steel Available in CRES.</span></p> 	<p><b>NAS537-538</b></p> <p>Bushing, Plain <span style="float: right;">Alloy Steel Al Bronze</span></p> 	<p><b>NAS573</b></p> <p>Clamp Assembly Electronic Equipment <span style="float: right;">Al Alloy CRES. Steel</span></p> 												
<p><b>NAS510-511</b></p> <p>Link Assembly, Cable Take-Up <span style="float: right;">Steel Available in CRES.</span></p>  <p><b>DETAIL PART NUMBERS</b></p> <table style="width: 100%; border: none;"> <tr> <td style="width: 33%;">AN155 Turnbuckle Barrel</td> <td style="width: 33%;">AN364 Self-Locking Nut</td> <td style="width: 33%;"></td> </tr> <tr> <td>AN165 Turnbuckle Eye</td> <td>AN23 Clevis Screw</td> <td>AN960 Plain Washer</td> </tr> </table>	AN155 Turnbuckle Barrel	AN364 Self-Locking Nut		AN165 Turnbuckle Eye	AN23 Clevis Screw	AN960 Plain Washer	<p><b>NAS534-546</b></p> <p>Switch, Toggle Single Pole; Nut, Mounting; Locking Ring <span style="float: right;">Steel</span></p>  <table style="width: 100%; border: none;"> <tr> <td style="width: 33%;">Lockwasher AN936</td> <td style="width: 33%;">Lockwasher AN935</td> <td style="width: 33%;"></td> </tr> <tr> <td>* Locking Ring NAS546</td> <td>* Nut NAS545</td> <td>Screw AN508</td> </tr> </table> <p>* INACTIVE FOR DESIGN—See MS 25081/2</p>	Lockwasher AN936	Lockwasher AN935		* Locking Ring NAS546	* Nut NAS545	Screw AN508	<p><b>NAS574</b></p> <p>Pin, Rear Mounting Electronic Equipment <span style="float: right;">CRES. Steel Al Clad Steel</span></p>  <p>Retaining Ring NAS670 <span style="margin-left: 50px;">Cotter Pin MS 24665 (AN381)</span> <span style="margin-left: 50px;">Clevis Pin MS 20392 (AN392)</span></p> <p>Attaching Bolt AN3-4A</p>
AN155 Turnbuckle Barrel	AN364 Self-Locking Nut													
AN165 Turnbuckle Eye	AN23 Clevis Screw	AN960 Plain Washer												
Lockwasher AN936	Lockwasher AN935													
* Locking Ring NAS546	* Nut NAS545	Screw AN508												

<p><b>NAS577-578</b></p> <p>Nut, Self-Locking Floating Barrel; Retainer</p>  <p>Steel</p>	<p><b>NAS645-651</b></p> <p>Fork and Eye Turn Buckles; Barrel, Terminal, Turnbuckles, Cable and Clip, Locking</p>  <p>Steel CRES. Steel</p>	<p><b>NAS704-709</b></p> <p>Terminal, Stud; Turret Types</p>  <p>Brass</p>
<p><b>NAS583-590</b></p> <p>Bolt 100° Head "Hi-Torque," Close Tolerance 160,000 PSI</p>  <p>Steel 3A Fit</p>	<p><b>NAS653-658</b></p> <p>Hexagon Head Bolt, Close Tolerance Drilled Shank Optional</p>  <p>Ti Alloy per *NAS621 3A Fit</p> <p>*4Al-4Mn and 6Al-4V</p>	<p><b>NAS720</b></p> <p>Pan Head Screw; Assembled Lock Washer and Flat Washer; Slotted</p>  <p>Steel Brass CRES. Steel 2A Fit</p>
<p><b>NAS600-606</b></p> <p>Pan Head Machine Screw, Aircraft—Phillips Recessed</p>  <p>Alloy Steel 3A Fit</p>	<p><b>NAS662</b></p> <p>100° Flat Head Machine Screw; Regular and Self-Locking</p>  <p>Steel CRES. Steel Brass 2A Fit</p> <p>Self-Locking Phillips Recess Slotted</p>	<p><b>NAS721-725</b></p> <p>Lockwasher AN395 (Medium) or MS35338</p>  <p>Flat Washer Reduced O.D. NAS620</p>
<p><b>NAS607</b></p> <p>Pin, Headless Dowel</p>  <p>Steel Available in CRES.</p>	<p><b>NAS663-668</b></p> <p>100° Flat Head Bolt, Close Tolerance</p>  <p>Ti Alloy per *NAS621 3A Fit</p> <p>*4Al-4Mn and 6Al-4V</p> <p>"Hi-Torque" "Phillips" Recess Recess</p>	<p><b>NAS721-725</b></p> <p>Miniature Screws Slotted</p>  <p>CRES. Steel Brass Nickel Silver</p> <p>Fillister Pan 100° flat Binding</p>
<p><b>NAS608-609</b></p> <p>Screw, Hex Socket Cap; Plain and Self-Locking—Drilled Head 1936 Series</p>  <p>Steel CRES. Steel Alloy Steel 3A Fit</p> <p>Head Marking Per NAS 1347 INACTIVE FOR DESIGN—See NAS1351/2</p>	<p><b>NAS669-670</b></p> <p>Ring, Retainer</p>  <p>Steel Beryllium Copper</p>	<p><b>NAS810-820</b></p> <p>Cap Protectors Fittings</p>  <p>Plastic</p>
<p><b>NAS610-616</b></p> <p>Pan Head Machine Screw</p>  <p>Alloy Steel 2A &amp; 3A Fit</p> <p>INACTIVE FOR DESIGN—See NAS600-606</p>	<p><b>NAS673-678</b></p> <p>Hexagon Head Bolt, Close Tolerance Drilled Head or Drilled Shank</p>  <p>Ti Alloy per *NAS621 3A Fit</p> <p>*4Al-4Mn and 6Al-4V</p>	<p><b>NAS1003-1020</b></p> <p>Bolt, Machine Hexagon Head Drilled Head/ Drilled Shank Undrilled</p>  <p>CRES. Steel (A-286) 3A Fit</p>
<p><b>NAS620</b></p> <p>Washer Flat Reduced O.D.</p>  <p>Steel Al Alloy Brass CRES. Steel</p>	<p><b>NAS679</b></p> <p>Nut, Self-Locking Low Height 550° F, 800° F</p>  <p>Steel CRES. Steel (A-286) 3B Fit</p>	<p><b>NAS1021-1022</b></p> <p>Nut, Self-Locking Full and Shear 250° F, 500° F, 800° F</p>  <p>Al Alloy CRES. Steel Steel Monel 3B Fit</p>
<p><b>NAS622</b></p> <p>Hook Support Electronic Equip. Clamp</p>  <p>Steel CRES. Steel</p>	<p><b>NAS680-687</b></p> <p>Nut, Plate Self-Locking 550° F, 800° F</p>  <p>Steel CRES. Steel (A-286) 3B Fit</p>	<p><b>NAS1023-1033</b></p> <p>Nut, Self-Locking Plate Types 250° F, 450° F, 800° F</p>  <p>Al Alloy CRES. Steel Steel 3B Fit</p>
<p><b>NAS623</b></p> <p>Pan Head Machine Screw, Short Thread 160,000 PSI Phillips Recess</p>  <p>Alloy Steel</p> <p>Head Markings</p>	<p><b>NAS688-695</b></p> <p>Nut, Self-Locking Gang Channel</p>  <p>Steel Al Alloy CRES. Steel 3B Fit</p>	<p><b>NAS1034-1041</b></p> <p>Nut, Self-Locking Gang Channel 250° F, 550° F, 800° F</p>  <p>Al Alloy Steel CRES. Steel 3B Fit</p> <p>Non-CTSK. 100° CTSK.</p>
<p><b>NAS624-644</b></p> <p>Bolt 12 Pt. External Wrenching 180,000 PSI</p>  <p>Alloy Steel</p>	<p><b>NAS696-698</b></p> <p>Nut, Plate Self-Locking 550° F, 800° F</p>  <p>Steel CRES. Steel (A-286) 3B Fit</p>	<p><b>NAS1042-1044</b></p> <p>Shackle Anchor</p>  <p>Steel Alloy Steel</p>

<p><b>NAS1045</b></p> <p>Thimble-Heavy (Wire Cable)</p>  <p>Steel</p>	<p><b>NAS1098</b></p> <p>Nut, Tube Fitting</p>  <p>Aluminum Steel CRES. Steel</p>	<p><b>NAS1193</b></p> <p>Locking Device</p>  <p>CRES. Steel (4104) 17-4 PH</p>
<p><b>NAS1046-1053</b></p> <p>Clip-Wire Rope; Turn Buckle; Chain-Welded; Slinglink, Hooks; Eye Bolt</p>  <p>Steel Alloy Steel</p>	<p><b>NAS1100-1102</b></p> <p>Screw, Torq-Set® Full-Thread</p>  <p>Alloy Steel CRES. Steel (A-286) 3A Fit</p>	<p><b>NAS1195</b></p> <p>Shim, Anchor Nut; Miniature</p>  <p>Steel CRES. Steel Al Clad Al Alloy Titanium Al Alloy</p>
<p><b>NAS1061</b></p> <p>Lockwasher High-Temperature</p>  <p>CRES. Steel</p>	<p>Flat Fillister</p> <p>Pan Head</p> <p>100° Flat Head Coarse and Fine Thread</p>	<p><b>NAS1197</b></p> <p>Washer, Flat</p>  <p>CRES. (A-286)</p>
<p><b>NAS1067-1068</b></p> <p>Nut, Plate Self-locking 500°F, 800°F</p>  <p>Steel CRES. Steel 3B Fit</p>	<p><b>NAS1103-1120</b></p> <p>Bolt, Hex Head Close Tolerance 160,000 psi Drilled Shank/Undrilled</p>  <p>Alloy Steel 3A Fit</p>	<p><b>NAS1198-1200</b></p> <p>Rivet, Solid</p> 
<p><b>NAS1071-1073</b></p> <p>Switch Toggle; and Guards</p>  <p>Steel</p> <p>Nut MS25082</p> <p>Screw AN508</p> <p>Locking Ring MS25081</p> <p>Lockwasher AN935</p> <p>ALSO SEE MS25016/MS35058/ MS35059/MS25068</p>	<p><b>NAS1121-1128 NAS1131-1138</b></p> <p>Bolt, Torq-Set® Short Thread</p>  <p>Alloy Steel CRES. (A-286) *Ti Alloy 3A Fit</p> <p>Flat Fillister</p> <p>Pan Head</p> <p>*Per NAS621 (4AI-4Mn and 6AI-4V)</p>	<p><b>NAS1201</b></p> <p>Bead Chain Components and Assembly</p>  <p>Brass CRES. Steel</p> <p><b>NAS1202-1210</b></p> <p>Bolt, 100° Close Tolerance 160,000 PSI Drilled/Undrilled Shank</p>  <p>Alloy Steel 3A Fit</p> <p>Phillips Recess</p>
<p><b>NAS1080</b></p> <p>Collar Lockbolt</p>  <p>Aluminum Steel</p>	<p><b>NAS1141-1148 NAS1151-1158</b></p> <p>Bolt, Torq-Set® Short Thread</p>  <p>Alloy Steel CRES. (A-286) *Ti Alloy 3A Fit</p> <p>Brazier Head</p> <p>100° Flat Head</p> <p>*Per NAS621 (4AI-4Mn and 6AI-4V)</p>	<p><b>NAS1211-1213</b></p> <p>Fitting, Tie Down Strap End; Strap</p>  <p>Steel Al Alloy Cotton Nylon</p>
<p><b>NAS1081</b></p> <p>Set Screw, Self-Locking Hex Socket; 250°F</p>  <p>Alloy Steel CRES. Steel 3A Fit</p> <p>Type A Flat Pt.</p> <p>Type B Cone Pt.</p> <p>Type D Cup Pt.</p>	<p><b>NAS1161-1168</b></p> <p>Bolt, Self-Locking Torq-Set</p>  <p>Alloy Steel Available in CRES. (A-286) 3A Fit</p> <p>100° Flat Head</p> <p>*Per NAS621 (4AI-4Mn and 6AI-4V)</p>	<p><b>NAS1216-1218</b></p> <p>Pan Head "Hi-Torque®" Bolt</p>  <p>CRES. Steel Alloy Steel CRES. (A-286) 3A Fit</p> <p>Full Thread</p> <p>Short Thread</p> <p>Long Thread</p>
<p><b>NAS1083-1088</b></p> <p>Bolt 100° Flat Head, Close Tolerance</p>  <p>Ti Alloy Per NAS621<sup>2</sup></p> <p>"Hi-Torque®" "Phillips" Recess</p> <p>*4AI-4Mn and 6AI-4V</p>	<p><b>NAS1171-1178 NAS1181-1188</b></p> <p>Bolt, Self-Locking Torq-Set® 250°</p>  <p>Alloy Steel Available in CRES. (A-286) 3A Fit</p> <p>100° Flat Head</p>	<p><b>NAS1219-1221</b></p> <p>100° CTSK. "Hi-Torque®" Bolt</p>  <p>CRES. Steel Alloy Steel CRES. (A-286) 3A Fit</p> <p>Full Thread</p> <p>Short Thread</p> <p>Long Thread</p>
<p><b>NAS1096</b></p> <p>Screw-Hex Head, Recessed</p>  <p>Alloy Steel</p>	<p><b>NAS1097</b></p> <p>Rivet-Solid 100° Flush Shear</p>  <p>Al Alloy</p>	<p><b>NAS1189-1191</b></p> <p>Screw, Self-Locking Full Thread, 250° Phillips and Torq-Set®</p>  <p>Alloy Steel CRES. (A-286) 3A Fit</p>



<p><b>NAS1222</b> Insert, Helical Coil, Self-Locking CRES. Steel</p>  <p>Inactive for Design—See MS 21209</p>	<p><b>NAS1287-1288</b></p>  <p>Nut, Hex Self-Locking; Nut and Washer Shear Pin Alloy Steel AMS5756 3B Fit</p>	<p><b>NAS1351-1352</b> Socket Cap Screw-Hex 1960 Series Drilled/Undrilled Alloy Steel CRES. Steel 3A Fit</p>  <p>Plain Self-Locking</p>
<p><b>NAS1223-1235</b> Bolt, Self-Locking Hex Head, 250°F Alloy Steel CRES. Steel 3A Fit</p> 	<p><b>NAS1291</b> Nut, Self-Locking Hexagonal-Low Height, 450°F, 800°F Steel CRES. Steel (A-286) 3B Fit</p> 	<p><b>NAS1353-1366</b> Pin, Quick Release Per NAS1332</p> 
<p><b>NAS1243-1250</b> Bolt, 100° Head "Hi-Torque" 160,000 PSI Steel 3A Fit</p> 	<p><b>NAS1291</b> Nut, Self-Locking Hexagonal-Low Height, 450°F, 800°F Steel CRES. Steel (A-286) 3B Fit</p> 	<p><b>NAS1368</b> Grommet Flip-Type Plastic</p> 
<p><b>NAS1251</b> Eye Bolt-Swivel Steel</p> 	<p><b>NAS1292-1296</b> Pin-Threaded Shear-100° CTSK. Alloy Steel Rene '41 3A Fit</p>  <p>Use with NAS1287 or NAS1288 Nut and NAS1288W Washer</p>	<p><b>NAS1380-1381</b> Stud, Welding Steel CRES. Steel</p>  <p>Internal Thread External Thread</p>
<p><b>NAS1252</b> Washer Flat Al Alloy</p> 	<p><b>NAS1297-1299</b> Bolt, Shoulder Alloy Steel 3A Fit</p> 	<p><b>NAS1382-1385</b> Fitting, Tie Down, Strap Assemble Steel Zinc Alloy Cotton Nylon</p> 
<p><b>NAS1253-1260</b> Bolt, 100° Head "Hi-Torque" 160,000 PSI Steel 3A Fit</p> 	<p><b>NAS1300</b> Thumb Screw Drilled/Undrilled Steel CRES. Steel 2A Fit</p> 	<p><b>NAS1386</b> Eyelet, Electrical Brass Copper (Gold/Cad. Plated)</p> 
<p><b>NAS1261-1265 NAS1266-1270</b> Bolt, Hex Head Close Tolerance 6Al-4V Per NAS621 3A Fit</p> 	<p><b>NAS1301</b> Screw, Pan Head, Assembled Washers Phillips Recess Steel Brass CRES. Steel 2A Fit</p> 	<p><b>NAS1393</b> Screw, 82° Flat Head "Torq-Set®" Alloy Steel CRES. Steel 3A Fit</p> 
<p><b>NAS1271-1280</b> Bolt, 12 Pt. External Wrenching 6Al-4V Per NAS621 3A Fit</p> 	<p><b>NAS1300</b> Thumb Screw Drilled/Undrilled Steel CRES. Steel 2A Fit</p>  <p>Lockwasher—MS35338 Flat Washer</p>	<p><b>NAS1394-1395</b> Insert-Threaded Metal, Lt. Wght. Regular and Self-Locking Steel CRES. Steel (A-286) 3B/3A Fit</p> 
<p><b>NAS1281-1282</b> Hook Snap Spring Cast Iron Spring Steel</p> 	<p><b>NAS1303-1320</b> Bolt, Hex Head Close Tolerance 160,000 PSI Drilled/Undrilled Alloy Steel 3A Fit</p> 	<p><b>NAS1397</b> Clamp-Loop Nylon</p> 
<p><b>NAS1284-1285</b> Buckle, Web Strap; Safety Hook</p> 	<p><b>NAS1329-1330</b> Nut-Blind Rivet-Internal Thread Al Alloy Steel CRES. Steel 3B Fit</p> 	<p><b>NAS1398-1400</b> Rivets-Blind Al Alloy Monel CRES. (A-286)</p> 
<p><b>NAS1286</b> Connecting Link Steel</p> 	<p><b>NAS1332-1346</b> Pin, Quick Release CRES. Steel</p> 	<p><b>NAS1401</b> Washer, Radius Al Alloy CRES. Steel Steel</p> 

<p><b>NAS1402-1406</b></p> <p>Pan Head Aircraft Screw Phillips Recess 160,000 PSI</p>  <p>Alloy Steel 2A Fit</p>	<p><b>NAS1503-1510</b></p> <p>Bolt, 100° Head, "Hi-Torque®"</p>  <p>Alloy Steel 3A Fit</p>	<p><b>NAS1588</b></p> <p>Bolt, Shear Hex Head 1200°F</p>  <p>CRES. (U-212) Per NAS1597 Cond. F 3A Fit</p>
<p><b>NAS1407</b></p> <p>Pin-Spring, Coiled</p>  <p>Steel CRES. Steel</p>	<p><b>NAS1512-1513</b></p> <p>Nut, Self-Locking Gang Channel</p>  <p>Steel Al Alloy CRES. Steel</p>	<p><b>NAS1593-1596</b></p> <p>Packing "O" Ring Preformed</p>  <p>Syn. Rubber</p>
<p><b>NAS1408-1409</b></p> <p>Nut, Self-Locking</p>  <p>Steel CRES. Steel 2B Fit</p>	<p><b>NAS1515</b></p> <p>Washers</p>  <p>Plastic Syn. Rubber</p>	<p><b>NAS1603-1610</b></p> <p>Bolt, 100° Head Close Tolerance 160,000 PSI</p>  <p>Alloy Steel 3A Fit</p> <p>Phillips Recess Hi-Torque® Recess</p>
<p><b>NAS1414-1422 NAS1424-1432</b></p> <p>Lockbolt-Shear 100° Head, Flat Head</p>  <p>Alloy Steel</p>	<p><b>NAS1516-1522 NAS1525-1532</b></p> <p>Lock Bolt, 100° Head; Protruding Head</p>  <p>Al Alloy</p>	<p><b>NAS1611-1613</b></p> <p>Packing "O" Ring Preformed</p>  <p>Syn. Rubber</p>
<p><b>NAS1431</b></p> <p>Rod, Continuous Thread</p>  <p>Steel CRES. Steel 2A Fit</p> <p>Cancelled—See NAS1454</p>	<p><b>NAS1535-1542 NAS1546-1552</b></p> <p>Lock Bolt, 100° Head; Protruding Head</p>  <p>Al Alloy</p>	<p><b>NAS1620-1628 NAS1630-1634</b></p> <p>Screw-Torq-Set® 100° Flat Head</p>  <p>Alloy Steel CRES. (A-286) 3A Fit</p> <p>Pan Head</p>
<p><b>NAS1436-1442 NAS1446-1452</b></p> <p>Lockbolt, Shear 100° Head; Protruding Head</p>  <p>Alloy Steel</p>	<p><b>NAS1553</b></p> <p>Knobs, Hand</p>  <p>Alloy Steel Al Alloy Available in CRES.</p>	<p><b>NAS1635</b></p> <p>Screw-Pan Head Phillips Recess Regular and Self-Locking</p>  <p>CRES. Steel (Non-Mag.) 2A Fit</p>
<p><b>NAS1454</b></p> <p>Rod, Continuous Threaded</p>  <p>Steel CRES. Steel 2A Fit</p>	<p><b>NAS1578-1579</b></p> <p>Bolt, Pan Head, 1200°F 185,000 PSI</p>  <p>CRES. (U-212) Per NAS1597 Cond. F 3A Fit</p> <p>Torq-Set® Hi-Torque®</p>	<p><b>NAS1703-1710</b></p> <p>Bolt, 100° Head Close Tolerance 160,000 PSI</p>  <p>Steel 3A Fit</p>
<p><b>NAS1463-1464</b></p> <p>Clip, Spring</p>  <p>Steel Beryllium Copper</p>	<p><b>NAS1580-1582</b></p> <p>Bolt, 100° Flush Head, 1200°F 185,000 PSI</p>  <p>CRES. (U-212) Per NAS1597 Cond. F 3A Fit</p> <p>Torq-Set® Hi-Torque®</p>	<p><b>NAS1806-1816 NAS1906-1916</b></p> <p>Rivet, Hi-Shear</p>  <p>Ti Alloy per NAS621</p>
<p><b>NAS1473</b></p> <p>Nut, Cap, Self-Sealing, Self-Locking, Two Lug Floating, Plate</p>  <p>Steel CRES. Steel 3B Fit</p>	<p><b>NAS1583-1585</b></p> <p>Pin, Hi-Shear 1200°F; Collar 100° CTSK.</p>  <p>Inconel "X" Per AMS 5667</p>	<p><b>NAS2803-2810</b></p> <p>Bolt, 100° Head Torq-Set 180,000 PSI</p>  <p>Alloy Steel 3A Fit</p>
<p><b>NAS1493</b></p> <p>Lock Nut Bearing, Retaining</p>  <p>Steel</p>	<p><b>NAS1586</b></p> <p>Bolt, 12 Pt. Ext. Wrenching 1200°F; Drilled/Undrilled</p>  <p>CRES. (U-212) Per NAS1597 Cond. F 3A Fit</p> <p>Bolt</p>	<p><b>NAS2903-2920 NAS3003-3020</b></p> <p>Hex Head Bolt, Close Tolerance, 160,000 PSI</p>  <p>Alloy Steel 3A Fit</p> <p>Drilled/Undrilled</p>
<p><b>NAS1496-1502</b></p> <p>Lock Bolt-Protruding Head</p>  <p>Alloy Steel</p>	<p><b>NAS1587</b></p> <p>Washer 1200°F</p>  <p>Plain CTSK. CRES. Steel Type 321/347</p>	<p><b>NAS3103-3110 NAS3203-3210 NAS3303-3305</b></p> <p>Bolt; Hook</p>  <p>Steel CRES. Steel 2A Fit</p>

# MATERIALS

## CARBON STEELS

MILITARY (MIL) SPECIFICATION	SIMILAR AISI NUMBER	SIMILAR AMS NUMBER
MIL-S-866B	C1016	—
MIL-S-891	C1018	—
MIL-S-7097	C1018	—
—	C1020	5032A, 5045B
—	C1025	5075A, 5077A
MIL-S-8559	C1095	5132C
MIL-S-8617	C1035	5080C
MIL-S-11310A	C1022	5070B
MIL-S-11595A	C1052	—
MIL-S-16124		
Class 1a	C1117	5022F
Class 1b	C1118	—
Class 2	C1137	5024C
MIL-S-16410		
Comp. 1	C1095	5132C
Comp. 2	C1065	—
Comp. 3	C1065	—
MIL-S-16782	C1010	5040E, 5042E, 5044C
		5060B
MIL-S-16782	C1015	—
MIL-S-16782	C1018	—
MIL-S-16974B	C1015	5060B
MIL-S-18411	C1115	5060B
MIL-S-20137A	C1050	—
MIL-S-20166	C1019	—

## STAINLESS STEELS

MILITARY (MIL) SPECIFICATION	SIMILAR AISI NUMBER	SIMILAR AMS NUMBER
MIL-S-853*		
Class 1, Types A,B,C	304	5639
Class 2, Types A,B,C	302	5636A, 5637A
Class 3, Types A,C,E,F	410	5613C
Class 4	430	5627
Class 5, Types A,F	420	5620B, 5621
Class 6, Types A,C,E	416	5610E
Class 7, Types A,B,C	303	5640E, 5641A, 5742
Class 8, Type A	321, 347	5645F, 5646D
Class 9, Types A,C	317	—
Class 10, Types A,E,F	431	5628B
Class 11, Type A	310	5651C
Class 12	325	—
MIL-S-861A		
Class 410	410	5613C
MIL-S-7720		
Comp. 302	302	5636A, 5637A, 5639
Comp. 303S	303S	5640E, 5641A, 5742
Comp. 303Se	303Se	5640E, 5641A, 5742
Comp. 316	316	5648B, 5649
MIL-S-18170		
Comp. 304	304	5639A
Comp. 304L	304L	5647
Comp. 347	347	5646D
MIL-S-18732A	431	5628B
—	17-4 PH	5643C

\*Superseded by QQ-S-00763a. QQ-S-00763a in turn superseded by issue #1, and finally by QQ-S-763b, dated 5/8/57.

## ALUMINUM

FEDERAL (QQ) SPECIFICATION	SIMILAR SAE NUMBER	SIMILAR AMS NUMBER	GRADE
QQ-A-261	260	4153A	2014
QQ-A-266	260	4121A	2014
QQ-A-267	24	4125F	2024
QQ-A-268	24	4120D	2024
QQ-A-270	281	4150B	6061
QQ-A-277	215	4154D	7075
QQ-A-282	215	4122B	7075
QQ-A-315a	201	4114A	5052
QQ-A-325a	281	—	6061
QQ-A-351d	26	4118C	2017
QQ-A-356c	29	—	3003
QQ-A-357	29	—	3003
QQ-A-365	202	—	2011
QQ-A-411c	25	4102A	1100

## NON-FERROUS METALS

COMMERCIAL NAME	FEDERAL (QQ) SPECIFICATION	MILITARY (MIL) SPECIFICATION
Free Cutting Brass	B-626b Comp. 22	C-895a
Leaded Naval Bronze	B-637 Comp. 2	N-994b Comp. B.
Naval Brass	B-637	B-994c
Yellow Brass	B-626b Comp. 1	—
Aluminum Bronze	B-633 Comp. 5	B-15939 Comp. 5
Manganese Bronze	M-80	—
Phosphor Bronze	B-750	—
Silicon Aluminum Bronze	B-633 Comp. 1	N-15939 Comp. 1
Silicon Bronze	C-591a Class B	C-17516 Comp. 1
Tobin Bronze	B-637	—
Copper	C-502b	—
Monel	N-281a Class A	N-894 Class A
“R” Monel	N-281a Class B	N-894 Class B
“K” Monel	N-286b Class A	C-17506 Class A
“KR” Monel	N-286a Class B	C-17506 Class B
Everdur 1010	C-591b	C-17516
Everdur 1014	B-679	B-6946
Everdur 1015	C-591b	C-17516
Titanium Comm. Pure	—	T-9046 Class 7
Titanium 4-4	—	T-9046 Class 6
Titanium 6-4	—	T-9046 Class 5
Titanium 5-2.5	—	T-9046 Class 3

## ALLOY STEELS

MILITARY (MIL) SPECIFICATION	SIMILAR AISI NUMBER	SIMILAR AMS NUMBER
—	8617	6272D
MIL-N-3182	4615	6290
MIL-S-5000A	E4340	6415E
MIL-S-5626	4140	6382D
MIL-S-6049	8740	6322D, 6324A, 6325C, 6327C
MIL-S-6050	8630	6280C
MIL-S-6098	8735	6320D
MIL-S-6758	4130	6370D
MIL-S-7393A		
Comp. I	E3310	6250D
Comp. II	E3316	—
MIL-S-7493B	4615	6290C
—	4617	6292C
—	4620	6294C
MIL-S-8503	6150	6448B
MIL-S-8690	8620	6274F, 6276
MIL-S-8695	4037	6300
MIL-S-8699A	4330	—

# PLATINGS and FINISHES

MILITARY SPECIFICATION	SIMILAR MIL-F-14072 SPECIFICATION	SIMILAR MIL-STD-171A SPECIFICATION	SIMILAR AMS SPECIFICATION	SIMILAR FEDERAL SPECIFICATION	DESCRIPTION
MIL-A-8625A, Type I	—	—	—	QQ-A-696	Anodized (Cromic Acid)
MIL-A-8625A, Type II	—	—	—	QQ-A-696	Anodized (Sulfuric Acid)
MIL-C-490A, Grade I	—	5.1.2	—	TT-C-490, Type I	Iron Phosphate (Parkerize)
MIL-C-490A, Grade I	M226, M263	1.9.3	—	QQ-Z-325, Type III	Zinc Phosphate
MIL-C-490A, Grade I, II	E212	5.3.2	2480A	—	Zinc Phosphate (Bonderite)
MIL-C-5541	E511, E513	7.1, 7.2, 7.3	2473A, 2470D	—	Anodized
MIL-C-11436	M215	1.2.2	2406B	QQ-C-320, Class 2	Chromium, Hard
—	M216	1.2.1	—	QQ-C-320, Class 1	Chromium, Decorative
MIL-C-12968, Type A	—	—	—	—	Manganese Phosphate, Dry
MIL-C-13924A, Class I	—	3.3.1	2485C	—	Black Oxide
MIL-C-13924A, Class II	—	3.3.2	—	—	Black Pentrate
MIL-C-14550	M214, M254	1.10	2418A	—	Copper
MIL-C-20218	—	1.2.5	—	—	Chromium, Porous
MIL-C-26074A	—	1.4.3	—	—	Electroless Nickel
MIL-F-495A	—	3.2	—	—	Black (Chemical) Finish, for Copper
MIL-F-13924 Class 1, Grade A	—	3.3.1.1	2485C	—	Black Oxide
MIL-G-45204, Type I	M310	1.11.1	—	—	Yellow Gold, 24 Carat
MIL-G-45204, Type II	M310	1.11.2	—	—	Yellow Gold, 23-Carat, Hard
MIL-L-13762	—	1.3.3	—	—	Hot Dip Lead
MIL-13808, Type I	—	1.3.1	2414A	—	Lead
MIL-L-13808, Type II	M223, M260	1.3.2	—	—	Lead Copper Undercoat
MIL-L-22273	—	—	—	—	Electrofilm
MIL-L-25504A	—	—	—	—	Electrofilm
MIL-M-3171A	—	8.2	—	—	Chrome Pickle Treatment for Magnesium
MIL-P-6871, Type I	—	1.2.1	—	QQ-C-320, Class I	Chromium, Decorative
MIL-P-14535	—	1.4.4	—	—	Black Nickel
MIL-P-14538	—	1.2.4	—	—	Chromium, Black
MIL-P-16232B, Type M	E211	5.3.1	2481B	—	Maganese Phosphate, Oil
MIL-P-16232B Type M, Class 3	—	5.3.1.3	—	—	Maganese Phosphate, Dry
MIL-P-16232B Type Z, Class 1	—	5.3.2	—	—	Zinc Phosphate, Oil
MIL-P-16232B Type Z, Class 3	—	5.3.2.3	—	—	Zinc Phosphate, Dry
MIL-S-5002	—	1.1	2400K	QQ-P-416, Type I	Cadmium
MIL-S-5002	—	1.9	2402D	QQ-Z-325, Type I	Zinc
MIL-T-10727A, Type I	—	1.8.1	2408A	—	Electro-Tin
MIL-T-10727A, Type II	—	1.8.2	2409B	—	Hot Tin
Mil-T-12879	—	1.9.4.1	—	—	Zinc, Hot-Dip Galvanizing plus Chromate
MIL-T-12879, Type II	—	—	2402D	—	Zinc, Bright Chromate (Clear)
MIL-T-12879, Type II	—	1.9.3	—	—	Zinc and Black Chromate (Black)
MIL-T-12879, Type II	M227	1.9.2	—	QQ-Z-325	Zinc, Olive Drab plus Chromate (Dull Olive)
MIL-T-12879, Type II	M226	1.9.2	—	QQ-Z-325, Type II	Zinc, Unbleached Chromate (Yellow)
MIL-Z-17871	—	1.9.4	—	—	Zinc, Hot Dip Galvanized
MIL-Z-17871	—	1.9.4.1	—	—	Zinc, Hot Dip Galvanized plus Chromate (MIL-T-12879)
—	M211	1.7.4	2410C	QQ-S-365, Type I	Silver, Matte
—	M211	1.7.5	2412B	QQ-S-365A, Type II	Silver, Semi-Bright
—	M211	1.7.6	2412B	QQ-S-365A, Type III	Silver, Bright
—	M212, M213	1.4.1	2403B	QQ-N-290 Class I, Type I	Nickel, B (Bright) or M (Matte)
—	—	1.4.2	2403B	QQ-N-290, Class II	Nickel
—	M216	1.2.1	—	QQ-C-320, Class I, II	Chromium, Decorative
—	—	—	2400K	—	Cadmium and Bright Chromate (Clear)
—	—	1.1.3	—	—	Cadmium and Black Chromate (Black)
—	M224, M226	1.1.2	2400K	QQ-P-416, Type II	Cadmium and Bronze Chromate (Yellow)
—	M225	1.1.2	2400K	QQ-P-416, Type II	Cadmium and Olive Drab Chromate (Dull Olive)
—	M224, M261	1.1.3	2400K	QQ-P-416, Type III	Cadmium and Phosphate (Black)
—	E300	5.4	—	FF-S-86	Passivate